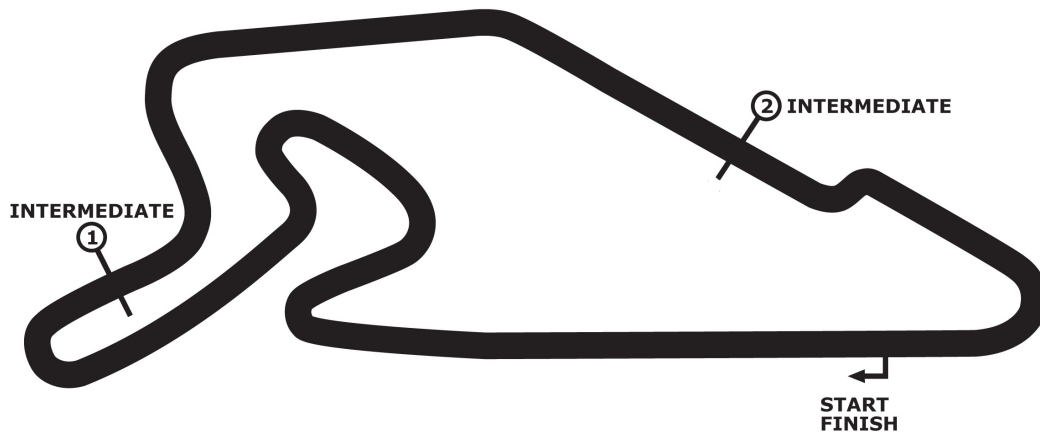




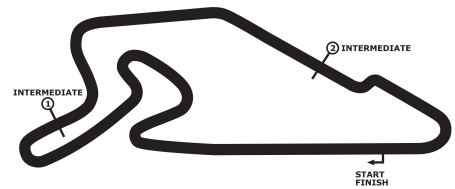
36. INT. ADAC TRUCK-GRAND-PRIX

combined qualifying 1



Nürburgring 3629 m
ROUND 4: NÜRBURGRING (DEU)
13. - 16. July 2023





36. INT. ADAC TRUCK-GRAND-PRIX

Nürburgring, length 3629 m

13. - 16. July 2023

FFSA ADAC Mittelrhein Cup

Result combined qualifying 1, 14.07.2023

FIA-Visa.No.: R-12863-Truck/23

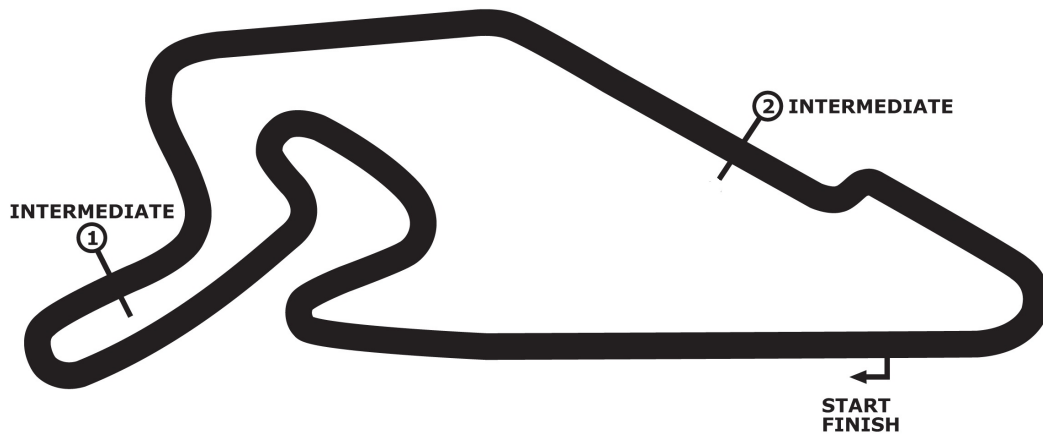
Pos	No.	Cl.	Name (NAT) Entrant (NAT)	Make Team	Qualifying	SuperPole	Gap
1	20		Téo CALVET (FRA)	FREIGHTLINER Team Buggyra Racing	1:56.647	1:56.232	
2	2		Thomas ROBINEAU (FRA)	MAN Team Robineau	1:57.957	1:56.870	00.638
3	21		Raphael SOUSA (FRA)	FREIGHTLINER Team Viry Truck Racing	1:57.796	1:57.646	01.414
4	22		José SOUSA (FRA)	FREIGHTLINER Team Viry Truck Racing	1:59.287	1:58.460	02.228
5	44		Jonathan ANDRÉ (FRA)	MAN Team Lion Truck Racing	1:58.816	1:58.657	02.425
6	40		Anthony ROBINEAU (FRA)	MAN Team Robineau	1:59.567	1:59.236	03.004
7	94		Ivan RODRIGUES (FRA)	MAN Team Luxosport	1:59.559	1:59.633	03.401
8	24		Yorick MONTAGNE (FRA)	RENAULT Team Aravi	1:59.556	1:59.787	03.555
9	15		Lucas RIVALS (FRA)	RENAULT Team Albi Motor Racing	2:00.655	2:00.982	04.750
10	10		Jennifer JANIEC (FRA)	MAN Team Janiec Racing Team	2:01.781	2:02.520	06.288
11	68		Aurélien HERGOTT (FRA)	DAF	2:01.885		05.653
12	71		Stéphane LANGUILLAT (FRA)	RENAULT Team Creteil Camion de Course	2:03.145		06.913
13	31		Patrick CHATELAIN (FRA)	IVECO Team Truck Toulousain	2:03.315		07.083
14	17		Romain RIVALS (FRA)	RENAULT Team Albi Motor Racing	2:03.457		07.225
15	11		Kévin BASSANELLI (FRA)	DAF	2:05.354		09.122
16	14		Mathieu BERNARD (FRA)	RENAULT Team 14	2:05.756		09.524
17	81		Sébastien DESCOFFRES (FRA)	RENAULT Team Camion Course Cepetois	2:12.692		16.460
18	16		Florian DEFAYE (FRA)	RENAULT Team Camion Course Cepetois	2:14.110		17.878
DNQ DID NOT QUALIFY							
	30		Dimitri TREUVEY (FRA)	MAN			
	9		Fabrice CHAIGNAUD (FRA)	RENAULT Team FFC			
	27		Pierre-Yves JAMES (FRA)	MAN Team James Competition			

Race Director:	Stewards:	Chief Timekeeper:	Publication time: 14.7.2023
----------------	-----------	-------------------	--------------------------------

Subject to final scrutineering!

36. INT. ADAC TRUCK-GRAND-PRIX

timed practice 1 (Q1)



Nürburgring 3629 m


13. - 16. July 2023

36. INT. ADAC TRUCK-GRAND-PRIX

Nürburgring, length 3629 m

13. - 16. July 2023

FFSA ADAC Mittelrhein Cup



Result timed practice 1 (Q1), 14.07.2023

-Reg.No.: R-12863-Truck/23

Rk	Gr No.	Entrant Driver	License	Car Team	laps %	Besttime GAP	DIV	km/h
1	20	CALVET, Téo (FRA)		FREIGHTLINER Team Buggyra Racing	3 100.00	1:56.647		111.999
2	21	SOUSA, Raphael (FRA)		FREIGHTLINER Team Viry Truck Racing	3 100.99	1:57.796 01.149	01.149	110.907
3	2	ROBINEAU, Thomas (FRA)		MAN Team Robineau	3 101.12	1:57.957 01.310	00.161	110.756
4	44	ANDRÉ, Jonathan (FRA)		MAN Team Lion Truck Racing	3 101.86	1:58.816 02.169	00.859	109.955
5	22	SOUSA, José (FRA)		FREIGHTLINER Team Viry Truck Racing	5 102.26	1:59.287 02.640	00.471	109.521
6	24	MONTAGNE, Yorick (FRA)		RENAULT Team Aravi	3 102.49	1:59.556 02.909	00.269	109.274
7	94	RODRIGUES, Ivan (FRA)		MAN Team Luxosport	3 102.50	1:59.559 02.912	00.003	109.272
8	40	ROBINEAU, Anthony (FRA)		MAN Team Robineau	3 102.50	1:59.567 02.920	00.008	109.264
9	15	RIVALS, Lucas (FRA)		RENAULT Team Albi Motor Racing	6 103.44	2:00.655 04.008	01.088	108.279
10	10	JANIEC, Jennifer (FRA)		MAN Team Janiec Racing Team	9 104.40	2:01.781 05.134	01.126	107.278

11	68	HERGOTT, Aurélien (FRA)		DAF	6 104.49	2:01.885 05.238		107.186
12	71	LANGUILLAT, Stéphane (FRA)		RENAULT Team Creteil Camion de Course	9 105.57	2:03.145 06.498		106.090
13	31	CHATELAIN, Patrick (FRA)		IVECO Team Truck Toulousain	9 105.72	2:03.315 06.668		105.943
14	17	RIVALS, Romain (FRA)		RENAULT Team Albi Motor Racing	9 105.84	2:03.457 06.810		105.821
15	11	BASSANELLI, Kévin (FRA)		DAF	9 107.46	2:05.354 08.707		104.220
16	14	BERNARD, Matthieu (FRA)		RENAULT Team 14	9 107.81	2:05.756 09.109		103.887
17	81	DESCOFFRES, Sébastien (FRA)		RENAULT Team Camion Course Cepetois	9 113.76	2:12.692 16.045		98.457
18	16	DEFAYE, Florian (FRA)		RENAULT Team Camion Course Cepetois	8 114.97	2:14.110 17.463		97.416
DNQ DID NOT QUALIFY								
	30	TREUVEY, Dimitri (FRA)		MAN	6	00.000		0.000
	9	CHAIGNAUD, Fabrice (FRA)		RENAULT Team FFC	9	00.000		0.000
	27	JAMES, Pierre-Yves (FRA)		MAN Team James Competition	6	00.000		0.000

#14 - CANCELLATION OF FASTEST LAP TIME - CROSSING WHITE LINE AT PIT EXIT; #9 - CANCELLATION OF ALL LAP TIMES - OVERSPEED
#16 & 17 - CANCELLATION OF RELEVANT LAP TIMES - TRACK LIMITS; #16, 27 & 30 - CANCELLATION OF RELEVANT LAP TIMES - SMOKE

Issued: Clerk of the Course: Timekeeper:


subject to final scrutineering

36. INT. ADAC TRUCK-GRAND-PRIX

Nürburgring, length 3629 m

13. - 16. July 2023

FFSA ADAC Mittelrhein Cup



Lap by Lap timed practice 1 (Q1), 14.07.2023

-Reg.No.: R-12863-Truck/23

2 Thomas ROBINEAU , MAN / FRA													
1	2:46.270	2	1:57.957	pit	2:46.489								

9 Fabrice CHAIGNAUD , RENAULT / FRA															
1	3:28.734	2	2:10.065	3	2:08.677	4	2:07.887	5	2:09.356	6	2:08.655	7	2:08.089	8	2:22.227
pit	2:48.674														

10 Jennifer JANIEC , MAN / FRA															
1	3:08.077	2	2:01.781	3	2:02.803	4	2:02.584	5	2:40.620	6	2:12.379	7	2:02.426	8	2:04.812
9	2:17.914														

11 Kévin BASSANELLI , DAF / FRA															
1	3:23.768	2	2:07.566	3	2:05.604	4	2:05.354	5	2:18.403	6	2:17.783	7	2:20.050	8	2:07.551
9	2:06.023														

14 Matthieu BERNARD , RENAULT / FRA															
1	3:30.821	2	2:09.805	3	2:15.946	4	2:13.278	5	2:06.219	6	2:05.114	7	2:06.002	8	2:05.756
9	2:15.236														

15 Lucas RIVALS , RENAULT / FRA															
1	3:12.316	2	2:00.655	pit	3:01.096	4	4:20.272	5	2:01.229	pit	2:56.495				

16 Florian DEFAYE , RENAULT / FRA															
1	3:29.572	2	2:23.961	3	2:30.476	4	2:18.236	pit	2:33.611	6	3:00.968	7	2:15.734	8	2:14.110

17 Romain RIVALS , RENAULT / FRA															
1	3:13.079	2	2:03.939	3	2:11.883	4	2:03.457	5	2:37.230	6	2:16.613	7	2:08.479	8	2:05.247
9	2:05.790														

20 Téo CALVET , FREIGHTLINER / FRA															
1	2:52.916	2	1:56.647	pit	2:52.853										

21 Raphael SOUSA , FREIGHTLINER / FRA															
1	3:00.505	2	1:57.796	pit	3:01.091										

22 José SOUSA , FREIGHTLINER / FRA															
1	3:19.211	2	1:59.287	3	2:46.132	4	2:03.009	pit	2:45.357						

24 Yorick MONTAGNE , RENAULT / FRA															
1	2:56.338	2	1:59.556	pit	2:50.023										

27 Pierre-Yves JAMES , MAN / FRA															
1	3:31.540	2	2:12.336	3	2:14.378	4	2:20.288	5	2:06.790	pit	2:32.455				

30 Dimitri TREUVEY , MAN / FRA															
1	3:34.095	2	2:20.199	3	2:14.155	4	2:13.060	pit	2:36.446	pit	5:13.248				


31 Patrick CHATELAIN , IVECO / FRA															
1	3:24.695	2	2:03.648	3	2:06.433	4	2:03.315	5	2:04.318	6	2:04.356	7	2:04.639	8	2:04.150
9	2:03.514														

36. INT. ADAC TRUCK-GRAND-PRIX

Nürburgring, length 3629 m

13. - 16. July 2023

FFSA ADAC Mittelrhein Cup



Lap by Lap timed practice 1 (Q1), 14.07.2023

-Reg.No.: R-12863-Truck/23

40 Anthony ROBINEAU , MAN / FRA													
1	3:05.347	2	1:59.567	pit	2:57.903								

44 Jonathan ANDRÉ , MAN / FRA													
1	2:58.416	2	1:58.816	pit	2:57.932								

68 Aurélien HERGOTT , DAF / FRA													
pit	3:25.964	2	10:05.028	3	2:02.445	4	2:02.409	5	2:01.885	pit	2:41.363		

71 Stéphane LANGUILLAT , RENAULT / FRA															
1	3:22.749	2	2:03.145	3	2:18.953	4	2:04.599	5	2:04.221	6	2:03.928	7	2:03.373	8	2:03.922
9	2:04.019														

81 Sébastien DESCOFFRES , RENAULT / FRA															
1	3:27.249	2	2:12.692	3	2:14.370	4	2:12.705	5	2:14.675	6	2:15.115	7	2:20.697	8	2:13.536
9	2:14.310														

94 Ivan RODRIGUES , MAN / FRA															
1	3:02.675	2	1:59.559	3	3:07.273										

36. INT. ADAC TRUCK-GRAND-PRIX

Nürburgring, length 3629 m

13. - 16. July 2023

FFSA ADAC Mittelrhein Cup



Lap Analysis timed practice 1 (Q1), 14.07.2023

-Reg.No.: R-12863-Truck/23

2 Thomas ROBINEAU (FRA) (MAN)

Theoretische Bestzeit: 1:57.957

Lap	D	Time	S1	S2	S3	Lap	D	Time	S1	S2	S3
1	1	2:46.270	1:24.299	48.978	32.993	3	1	2:46.489	1:13.685	45.418	
2	1	1:57.957	1:00.286	29.506	28.165						

9 Fabrice CHAIGNAUD (FRA) (RENAULT)

Theoretische Bestzeit:

Lap	D	Time	S1	S2	S3	Lap	D	Time	S1	S2	S3
1	1	3:28.734	1:56.039	41.572		6	1	2:08.655	1:05.339	32.053	
2	1	2:10.065	1:07.062	32.075		7	1	2:08.089	1:05.174	31.572	
3	1	2:08.677	1:05.405	31.612		8	1	2:22.227	1:12.432	37.820	
4	1	2:07.887	1:05.301	31.655		9	1	2:48.674	1:15.939	40.506	
5	1	2:09.356	1:05.983	32.278							

10 Jennifer JANIEC (FRA) (MAN)

Theoretische Bestzeit: 2:01.641

Lap	D	Time	S1	S2	S3	Lap	D	Time	S1	S2	S3
1	1	3:08.077	1:41.209	39.449	47.419	6	1	2:12.379	1:03.026	32.668	36.685
2	1	2:01.781	1:01.766	30.558	29.457	7	1	2:02.426	1:02.164	30.418	29.844
3	1	2:02.803	1:02.401	30.767	29.635	8	1	2:04.812	1:03.037	31.697	30.078
4	1	2:02.584	1:02.034	30.634	29.916	9	1	2:17.914	1:15.419	32.113	30.382
5	1	2:40.620	1:21.426	45.692	33.502						

11 Kévin BASSANELLI (FRA) (DAF)

Theoretische Bestzeit: 2:04.597

Lap	D	Time	S1	S2	S3	Lap	D	Time	S1	S2	S3
1	1	3:23.768	1:37.433	52.138	54.197	6	1	2:17.783	1:08.248	38.419	31.116
2	1	2:07.566	1:05.694	31.991	29.881	7	1	2:20.050	1:05.246	42.944	31.860
3	1	2:05.604	1:03.676	31.532	30.394	8	1	2:07.551	1:05.531	31.517	30.503
4	1	2:05.354	1:03.907	31.084	30.363	9	1	2:06.023	1:04.735	31.038	30.250
5	1	2:18.403	1:09.400	37.632	31.371						

14 Matthieu BERNARD (FRA) (RENAULT)

Theoretische Bestzeit: 2:04.845

Lap	D	Time	S1	S2	S3	Lap	D	Time	S1	S2	S3
1	1	3:30.821	1:43.561	50.533	56.727	6	1	2:05.114	1:03.366	31.466	
2	1	2:09.805	1:06.782	31.921	31.102	7	1	2:06.002	1:03.882	31.829	30.291
3	1	2:15.946	1:10.513	33.380	32.053	8	1	2:05.756	1:03.706	31.342	30.708
4	1	2:13.278	1:06.356	35.699	31.223	9	1	2:15.236	1:12.610	31.683	30.943
5	1	2:06.219	1:04.089	31.992	30.138						

15 Lucas RIVALS (FRA) (RENAULT)

Theoretische Bestzeit: 2:00.655

Lap	D	Time	S1	S2	S3	Lap	D	Time	S1	S2	S3
1	1	3:12.316	1:31.943	51.860	48.513	4	1	4:20.272	2:59.186	44.466	36.620
2	1	2:00.655	1:01.266	29.848	29.538	5	1	2:01.229	1:01.343	30.048	29.838
3	1	3:01.096	1:20.377	44.524		6	1	2:56.495	1:16.709	44.171	

16 Florian DEFAYE (FRA) (RENAULT)

Theoretische Bestzeit: 2:14.110

Lap	D	Time	S1	S2	S3	Lap	D	Time	S1	S2	S3
1	1	3:29.572	1:42.209	48.211		5	1	2:33.611	1:14.259	32.764	
2	1	2:23.961	1:11.460	37.400		6	1	3:00.968	1:54.570	33.098	33.300
3	1	2:30.476	1:22.386	32.814		7	1	2:15.734	1:10.008	32.431	33.295
4	1	2:18.236	1:09.879	34.295		8	1	2:14.110	1:08.706	32.234	33.174

17 Romain RIVALS (FRA) (RENAULT)

Theoretische Bestzeit: 2:03.270


Lap	D	Time	S1	S2	S3	Lap	D	Time	S1	S2	S3
1	1	3:13.079	1:31.837	52.589	48.653	6	1	2:16.613	1:03.574	39.940	33.099
2	1	2:03.939	1:02.771	30.785		7	1	2:08.479	1:04.027	32.771	31.681
3	1	2:11.883	1:03.114	35.796	32.973	8	1	2:05.247	1:03.858	31.007	30.382
4	1	2:03.457	1:02.964	30.327	30.166	9	1	2:05.790	1:04.227	30.788	30.775
5	1	2:37.230	1:17.626	47.053	32.551						

36. INT. ADAC TRUCK-GRAND-PRIX

Nürburgring, length 3629 m

13. - 16. July 2023

FFSA ADAC Mittelrhein Cup



Lap Analysis timed practice 1 (Q1), 14.07.2023

-Reg.No.: R-12863-Truck/23

20 Téo CALVET (FRA) (FREIGHTLINER)

Theoretische Bestzeit: 1:56.647


Lap	D	Time	S1	S2	S3	Lap	D	Time	S1	S2	S3
1	1	2:52.916	1:32.620	43.447	36.849	3	1	2:52.853	1:20.153	42.754	
2	1	1:56.647	59.358	29.445	27.844						

36. INT. ADAC TRUCK-GRAND-PRIX

Nürburgring, length 3629 m

13. - 16. July 2023

FFSA ADAC Mittelrhein Cup



Lap Analysis timed practice 1 (Q1), 14.07.2023

-Reg.No.: R-12863-Truck/23

21 Raphael SOUSA (FRA) (FREIGHTLINER)						Theoretische Bestzeit: 1:57.796					
Lap	D	Time	S1	S2	S3	Lap	D	Time	S1	S2	S3
1	1	3:00.505	1:37.287	40.707	42.511	3	1	3:01.091	1:17.904	44.108	
2	1	1:57.796	1:00.361	29.733	27.695						

22 José SOUSA (FRA) (FREIGHTLINER)						Theoretische Bestzeit: 1:59.287					
Lap	D	Time	S1	S2	S3	Lap	D	Time	S1	S2	S3
1	1	3:19.211	1:53.868	35.901	49.442	4	1	2:03.009	1:01.319	30.129	31.561
2	1	1:59.287	1:00.851	30.049	28.382	5	1	2:45.357	1:17.920	37.830	
3	1	2:46.132	1:15.325	54.447	36.360						

24 Yorick MONTAGNE (FRA) (RENAULT)						Theoretische Bestzeit: 1:59.556					
Lap	D	Time	S1	S2	S3	Lap	D	Time	S1	S2	S3
1	1	2:56.338	1:25.564	51.894	38.880	3	1	2:50.023	1:15.622	44.388	
2	1	1:59.556	1:01.141	29.921	28.494						

27 Pierre-Yves JAMES (FRA) (MAN)						Theoretische Bestzeit:					
Lap	D	Time	S1	S2	S3	Lap	D	Time	S1	S2	S3
1	1	3:31.540	1:57.530	42.292		4	1	2:20.288	1:05.106	41.748	
2	1	2:12.336	1:09.359	32.361		5	1	2:06.790	1:04.541	31.931	
3	1	2:14.378	1:08.098	35.413		6	1	2:32.455	1:03.941	32.676	

30 Dimitri TREUVEY (FRA) (MAN)						Theoretische Bestzeit:					
Lap	D	Time	S1	S2	S3	Lap	D	Time	S1	S2	S3
1	1	3:34.095	1:59.342	49.178		4	1	2:13.060	1:07.791	32.818	
2	1	2:20.199	1:15.342	32.167		5	1	2:36.446	1:08.233	34.998	
3	1	2:14.155	1:08.468	31.833		6	1	5:13.248	3:47.409	33.389	

31 Patrick CHATELAIN (FRA) (IVECO)						Theoretische Bestzeit: 2:02.703					
Lap	D	Time	S1	S2	S3	Lap	D	Time	S1	S2	S3
1	1	3:24.695	1:56.742	39.121	48.832	6	1	2:04.356	1:03.931	31.043	29.382
2	1	2:03.648	1:02.936	31.337	29.375	7	1	2:04.639	1:02.979	31.147	30.513
3	1	2:06.433	1:03.734	31.504	31.195	8	1	2:04.150	1:03.167	30.989	29.994
4	1	2:03.315	1:02.721	31.076	29.514	9	1	2:03.514	1:03.166	30.603	29.745
5	1	2:04.318	1:03.418	31.029	29.871						

40 Anthony ROBINEAU (FRA) (MAN)						Theoretische Bestzeit: 1:59.567					
Lap	D	Time	S1	S2	S3	Lap	D	Time	S1	S2	S3
1	1	3:05.347	1:29.498	50.348	45.501	3	1	2:57.903	1:12.625	43.951	
2	1	1:59.567	1:01.144	29.856	28.567						

44 Jonathan ANDRÉ (FRA) (MAN)						Theoretische Bestzeit: 1:58.816					
Lap	D	Time	S1	S2	S3	Lap	D	Time	S1	S2	S3
1	1	2:58.416	1:28.224	49.913	40.279	3	1	2:57.932	1:17.858	42.693	
2	1	1:58.816	1:00.591	29.876	28.343						

68 Aurélien HERGOTT (FRA) (DAF)						Theoretische Bestzeit: 2:01.734					
Lap	D	Time	S1	S2	S3	Lap	D	Time	S1	S2	S3
1	1	3:25.964	1:51.408	41.744		4	1	2:02.409	1:02.121	30.783	29.499
2	1	10:05.028	9:05.174	30.829	29.025	5	1	2:01.885	1:02.251	30.582	29.052
3	1	2:02.445	1:02.155	30.902	29.388	6	1	2:41.363	1:03.576	41.901	


71 Stéphane LANGUILLAT (FRA) (RENAULT)						Theoretische Bestzeit: 2:02.827					
Lap	D	Time	S1	S2	S3	Lap	D	Time	S1	S2	S3
1	1	3:22.749	1:35.016	53.036	54.697	6	1	2:03.928	1:02.964	30.866	30.098
2	1	2:03.145	1:02.721	30.885	29.534	7	1	2:03.373	1:03.203	30.921	29.249
3	1	2:18.953	1:03.577	41.495	33.881	8	1	2:03.922	1:03.456	30.852	29.614
4	1	2:04.599	1:03.622	31.132	29.845	9	1	2:04.019	1:03.077	31.061	29.881
5	1	2:04.221	1:03.336	31.043	29.842						

36. INT. ADAC TRUCK-GRAND-PRIX

Nürburgring, length 3629 m

13. - 16. July 2023

FFSA ADAC Mittelrhein Cup



Lap Analysis timed practice 1 (Q1), 14.07.2023

-Reg.No.: R-12863-Truck/23

81 Sébastien DESCOFFRES (FRA) (RENAULT)

Theoretische Bestzeit: 2:09.647

Lap	D	Time	S1	S2	S3	Lap	D	Time	S1	S2	S3
1	1	3:27.249	1:38.876	51.788	56.585	6	1	2:15.115	1:08.995	32.439	33.681
2	1	2:12.692	1:09.192	32.576	30.924	7	1	2:20.697	1:16.080	32.651	31.966
3	1	2:14.370	1:07.061	33.804	33.505	8	1	2:13.536	1:09.343	32.889	31.304
4	1	2:12.705	1:06.861	31.855	33.982	9	1	2:14.310	1:08.718	32.622	32.970
5	1	2:14.675	1:08.623	34.071	31.981						

94 Ivan RODRIGUES (FRA) (MAN)

Theoretische Bestzeit: 1:59.559


Lap	D	Time	S1	S2	S3	Lap	D	Time	S1	S2	S3
1	1	3:02.675	1:40.292	38.679	43.704	3	1	3:07.273	1:21.941	48.086	
2	1	1:59.559	1:00.661	30.061	28.831						

36. INT. ADAC TRUCK-GRAND-PRIX

Nürburgring, length 3629 m

13. - 16. July 2023

FFSA ADAC Mittelrhein Cup



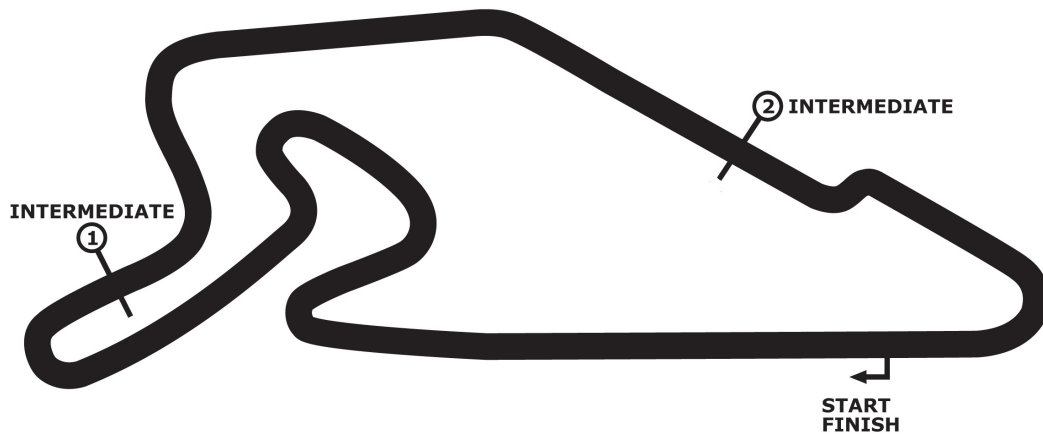
Best Sector Times timed practice 1 (Q1)

-Reg.No.: R-12863-Truck/23

Pos.	sector 1			sector 2			sector 3			theoretical and best lap time				
	No	Driver	Time	No	Driver	Time	No	Driver	Time	No	Driver	theoretical	Best	Pos
1	20	CALVET T.	59.358	20	CALVET T.	29.445	21	SOUSA R.	27.695	20	CALVET T.	1:56.647	1:56.647	1
2	2	ROBINEAU T.	1:00.286	2	ROBINEAU T.	29.506	20	CALVET T.	27.844	21	SOUSA R.	1:57.796	1:57.796	2
3	21	SOUSA R.	1:00.368	21	SOUSA R.	29.733	2	ROBINEAU T.	28.165	2	ROBINEAU T.	1:57.957	1:57.957	3
4	44	ANDRÉ J.	1:00.597	15	RIVALS L.	29.848	44	ANDRÉ J.	28.343	44	ANDRÉ J.	1:58.816	1:58.816	4
5	94	RODRIGUES I.	1:00.667	40	ROBINEAU A.	29.856	22	SOUSA J.	28.382	22	SOUSA J.	1:59.287	1:59.287	5
6	22	SOUSA J.	1:00.856	44	ANDRÉ J.	29.876	24	MONTAGNE Y.	28.494	24	MONTAGNE Y.	1:59.556	1:59.556	6
7	24	MONTAGNE Y.	1:01.141	24	MONTAGNE Y.	29.921	40	ROBINEAU A.	28.567	94	RODRIGUES I.	1:59.559	1:59.559	7
8	40	ROBINEAU A.	1:01.144	22	SOUSA J.	30.049	94	RODRIGUES I.	28.831	40	ROBINEAU A.	1:59.567	1:59.567	8
9	15	RIVALS L.	1:01.269	94	RODRIGUES I.	30.061	68	HERGOTT A.	29.025	15	RIVALS L.	2:00.655	2:00.655	9
10	10	JANIEC J.	1:01.766	17	RIVALS R.	30.327	71	LANGUILLAT S.	29.249	10	JANIEC J.	2:01.641	2:01.781	10
11	68	HERGOTT A.	1:02.127	10	JANIEC J.	30.418	31	CHATELAIN P.	29.375	68	HERGOTT A.	2:01.734	2:01.885	11
12	31	CHATELAIN P.	1:02.725	68	HERGOTT A.	30.582	10	JANIEC J.	29.457	31	CHATELAIN P.	2:02.703	2:03.315	13
13	71	LANGUILLAT S.	1:02.726	31	CHATELAIN P.	30.603	15	RIVALS L.	29.538	71	LANGUILLAT S.	2:02.827	2:03.145	12
14	17	RIVALS R.	1:02.777	71	LANGUILLAT S.	30.852	11	BASSANELLI K.	29.881	17	RIVALS R.	2:03.270	2:03.457	14
15	14	BERNARD M.	1:03.365	11	BASSANELLI K.	31.038	14	BERNARD M.	30.138	11	BASSANELLI K.	2:04.597	2:05.354	15
16	11	BASSANELLI K.	1:03.678	14	BERNARD M.	31.342	17	RIVALS R.	30.166	14	BERNARD M.	2:04.845	2:05.756	16
17	27	JAMES P.	1:03.943	9	CHAIGNAUD F.	31.572	81	DESCOFFRES S.	30.924	81	DESCOFFRES S.	2:09.647	2:12.692	17
18	9	CHAIGNAUD F.	1:05.174	30	TREUVEY D.	31.833	16	DEFAYE F.	33.174	16	DEFAYE F.	2:14.110	2:14.110	18
19	81	DESCOFFRES S.	1:06.868	81	DESCOFFRES S.	31.855	27	JAMES P.	00.000	27	JAMES P.	00.000	00.000	0
20	30	TREUVEY D.	1:07.797	27	JAMES P.	31.931	9	CHAIGNAUD F.	00.000	30	TREUVEY D.	00.000	00.000	0
21	16	DEFAYE F.	1:08.702	16	DEFAYE F.	32.234	30	TREUVEY D.	00.000	9	CHAIGNAUD F.	00.000	00.000	0

36. INT. ADAC TRUCK-GRAND-PRIX

SUPER POLE 1 (Q1)



Nürburgring 3629 m


13. - 16. July 2023

36. INT. ADAC TRUCK-GRAND-PRIX

Nürburgring, length 3629 m

13. - 16. July 2023

FFSA ADAC Mittelrhein Cup



Result SUPER POLE 1 (Q1), 14.07.2023

-Reg.No.: R-12863-Truck/23

Rk	No.	Gr	Entrant	License	Car	laps	Besttime			
		Cl	Driver	License	Team	%	GAP	DIV	km/h	
1	20		CALVET, Téo (FRA)		FREIGHTLINER Team Buggyra Racing	5 100.00	1:56.232		112.399	
2	2		ROBINEAU, Thomas (FRA)		MAN Team Robineau	5 100.55	1:56.870 00.638	00.638	111.786	
3	21		SOUSA, Raphael (FRA)		FREIGHTLINER Team Viry Truck Racing	5 101.22	1:57.646 01.414	00.776	111.048	
4	22		SOUSA, José (FRA)		FREIGHTLINER Team Viry Truck Racing	3 101.92	1:58.460 02.228	00.814	110.285	
5	44		ANDRÉ, Jonathan (FRA)		MAN Team Lion Truck Racing	5 102.09	1:58.657 02.425	00.197	110.102	
6	40		ROBINEAU, Anthony (FRA)		MAN Team Robineau	5 102.58	1:59.236 03.004	00.579	109.568	
7	94		RODRIGUES, Ivan (FRA)		MAN Team Luxosport	5 102.93	1:59.633 03.401	00.397	109.204	
8	24		MONTAGNE, Yorick (FRA)		RENAULT Team Aravi	5 103.06	1:59.787 03.555	00.154	109.064	
9	15		RIVALS, Lucas (FRA)		RENAULT Team Albi Motor Racing	5 104.09	2:00.982 04.750	01.195	107.986	
10	10		JANIEC, Jennifer (FRA)		MAN Team Janiec Racing Team	5 105.41	2:02.520 06.288	01.538	106.631	

#24 - CANCELLATION OF RELEVANT LAP TIME - TRACK LIMITS

#44 - CANCELLATION OF RELEVANT LAP TIME - PENALTY MARKER

Issued:

Clerk of the Course:

Timekeeper:


subject to final scrutineering

36. INT. ADAC TRUCK-GRAND-PRIX

Nürburgring, length 3629 m

13. - 16. July 2023

FFSA ADAC Mittelrhein Cup



Lap by Lap SUPER POLE 1 (Q1), 14.07.2023

-Reg.No.: R-12863-Truck/23

2 Thomas ROBINEAU , MAN / FRA												
1	2:52.711	2	1:57.773	3	2:17.973	4	1:56.870	5	2:01.233			
10 Jennifer JANIEC , MAN / FRA												
1	3:09.956	2	2:02.520	3	2:17.365	4	2:14.842	5	2:06.106			
15 Lucas RIVALS , RENAULT / FRA												
1	3:08.193	2	2:00.982	3	2:25.055	4	2:01.493	5	2:02.127			
20 Téo CALVET , FREIGHTLINER / FRA												
1	2:47.246	2	1:56.459	3	2:31.804	4	1:56.232	pit	2:53.103			
21 Raphael SOUSA , FREIGHTLINER / FRA												
1	2:48.469	2	1:57.766	3	2:30.284	4	1:57.646	pit	2:58.770			
22 José SOUSA , FREIGHTLINER / FRA												
1	2:55.334	2	1:58.460	pit	2:48.559							
24 Yorick MONTAGNE , RENAULT / FRA												
1	3:01.231	2	2:00.227	3	2:01.363	4	2:00.544	5	1:59.787			
40 Anthony ROBINEAU , MAN / FRA												
1	3:06.387	2	1:59.894	3	2:14.108	4	1:59.268	5	1:59.236			
44 Jonathan ANDRÉ , MAN / FRA												
1	2:54.623	2	1:58.700	3	2:24.751	4	1:58.578	5	1:58.657			
94 Ivan RODRIGUES , MAN / FRA												
1	3:04.189	2	1:59.633	3	2:37.400	4	1:59.920	5	2:27.083			

36. INT. ADAC TRUCK-GRAND-PRIX

Nürburgring, length 3629 m

13. - 16. July 2023

FFSA ADAC Mittelrhein Cup



Lap Analysis SUPER POLE 1 (Q1), 14.07.2023

-Reg.No.: R-12863-Truck/23

2 Thomas ROBINEAU (FRA) (MAN)

Theoretische Bestzeit: 1:56.742

Lap	D	Time	S1	S2	S3	Lap	D	Time	S1	S2	S3
1	1	2:52.711	1:32.961	45.947	33.803	4	1	1:56.870	59.526	29.591	27.753
2	1	1:57.773	1:00.429	29.660	27.684	5	1	2:01.233	59.634	29.532	32.067
3	1	2:17.973	1:04.943	38.442	34.588						

10 Jennifer JANIEC (FRA) (MAN)

Theoretische Bestzeit: 2:02.366

Lap	D	Time	S1	S2	S3	Lap	D	Time	S1	S2	S3
1	1	3:09.956	1:41.553	55.018	33.385	4	1	2:14.842	1:13.982	31.046	29.814
2	1	2:02.520	1:02.307	30.752	29.461	5	1	2:06.106	1:04.205	30.598	31.303
3	1	2:17.365	1:04.660	35.949	36.756						

15 Lucas RIVALS (FRA) (RENAULT)

Theoretische Bestzeit: 2:00.714

Lap	D	Time	S1	S2	S3	Lap	D	Time	S1	S2	S3
1	1	3:08.193	1:40.434	53.657	34.102	4	1	2:01.493	1:01.684	30.074	29.735
2	1	2:00.982	1:01.834	30.192	28.956	5	1	2:02.127	1:02.254	30.537	29.336
3	1	2:25.055	1:09.651	40.971	34.433						

20 Téo CALVET (FRA) (FREIGHTLINER)

Theoretische Bestzeit: 1:56.117

Lap	D	Time	S1	S2	S3	Lap	D	Time	S1	S2	S3
1	1	2:47.246	1:28.421	44.487	34.338	4	1	1:56.232	59.320	29.554	27.358
2	1	1:56.459	59.205	29.581	27.673	5	1	2:53.103	1:18.058	44.511	
3	1	2:31.804	1:13.792	41.987	36.025						

21 Raphael SOUSA (FRA) (FREIGHTLINER)

Theoretische Bestzeit: 1:57.472

Lap	D	Time	S1	S2	S3	Lap	D	Time	S1	S2	S3
1	1	2:48.469	1:29.574	44.677	34.218	4	1	1:57.646	1:00.105	29.663	27.874
2	1	1:57.766	1:00.188	29.878	27.700	5	1	2:58.770	1:16.769	45.284	
3	1	2:30.284	1:12.438	42.424	35.422						

22 José SOUSA (FRA) (FREIGHTLINER)

Theoretische Bestzeit: 1:58.460

Lap	D	Time	S1	S2	S3	Lap	D	Time	S1	S2	S3
1	1	2:55.334	1:34.885	47.114	33.335	3	1	2:48.559	1:11.373	46.147	
2	1	1:58.460	1:00.541	29.773	28.140						

24 Yorick MONTAGNE (FRA) (RENAULT)

Theoretische Bestzeit: 1:59.532

Lap	D	Time	S1	S2	S3	Lap	D	Time	S1	S2	S3
1	1	3:01.231	1:36.898	50.047	34.286	4	1	2:00.544	1:01.615	30.151	28.778
2	1	2:00.227	1:01.351	30.051		5	1	1:59.787	1:00.772	29.982	29.033
3	1	2:01.363	1:01.546	30.796	29.021						

40 Anthony ROBINEAU (FRA) (MAN)

Theoretische Bestzeit: 1:59.079

Lap	D	Time	S1	S2	S3	Lap	D	Time	S1	S2	S3
1	1	3:06.387	1:39.051	53.067	34.269	4	1	1:59.268	1:01.181	29.846	28.241
2	1	1:59.894	1:01.286	29.981	28.627	5	1	1:59.236	1:01.034	29.804	28.398
3	1	2:14.108	1:05.849	34.741	33.518						

44 Jonathan ANDRÉ (FRA) (MAN)

Theoretische Bestzeit: 1:58.303

Lap	D	Time	S1	S2	S3	Lap	D	Time	S1	S2	S3
1	1	2:54.623	1:34.131	46.662	33.830	4	1	1:58.578	1:00.582	29.878	
2	1	1:58.700	1:00.910	29.592	28.198	5	1	1:58.657	1:00.794	29.734	28.129
3	1	2:24.751	1:08.453	40.387	35.911						

94 Ivan RODRIGUES (FRA) (MAN)

Theoretische Bestzeit: 1:59.380


Lap	D	Time	S1	S2	S3	Lap	D	Time	S1	S2	S3
1	1	3:04.189	1:37.572	50.683	35.934	4	1	1:59.920	1:00.991	30.129	28.800
2	1	1:59.633	1:00.554	30.382	28.697	5	1	2:27.083	1:14.918	38.038	34.127
3	1	2:37.400	1:15.867	44.828	36.705						

36. INT. ADAC TRUCK-GRAND-PRIX

Nürburgring, length 3629 m

13. - 16. July 2023

FFSA ADAC Mittelrhein Cup



Best Sector Times SUPER POLE 1 (Q1)

-Reg.No.: R-12863-Truck/23

Pos.	sector 1		sector 2		sector 3		theoretical and best lap time							
	No	Driver	Time	No	Driver	Time	No	Driver	theoretical	Best	Pos			
1	20	CALVET T.	59.205	2	ROBINEAU T.	29.532	20	CALVET T.	27.358	20	CALVET T.	1:56.117	1:56.232	1
2	2	ROBINEAU T.	59.526	20	CALVET T.	29.554	2	ROBINEAU T.	27.684	2	ROBINEAU T.	1:56.742	1:56.870	2
3	21	SOUSA R.	1:00.109	44	ANDRÉ J.	29.592	21	SOUSA R.	27.700	21	SOUSA R.	1:57.472	1:57.646	3
4	22	SOUSA J.	1:00.547	21	SOUSA R.	29.663	44	ANDRÉ J.	28.129	44	ANDRÉ J.	1:58.303	1:58.657	5
5	94	RODRIGUES I.	1:00.554	22	SOUSA J.	29.773	22	SOUSA J.	28.140	22	SOUSA J.	1:58.460	1:58.460	4
6	44	ANDRÉ J.	1:00.582	40	ROBINEAU A.	29.804	40	ROBINEAU A.	28.241	40	ROBINEAU A.	1:59.079	1:59.236	6
7	24	MONTAGNE Y.	1:00.772	24	MONTAGNE Y.	29.982	94	RODRIGUES I.	28.697	94	RODRIGUES I.	1:59.380	1:59.633	7
8	40	ROBINEAU A.	1:01.034	15	RIVALS L.	30.074	24	MONTAGNE Y.	28.778	24	MONTAGNE Y.	1:59.532	1:59.787	8
9	15	RIVALS L.	1:01.684	94	RODRIGUES I.	30.129	15	RIVALS L.	28.956	15	RIVALS L.	2:00.714	2:00.982	9
10	10	JANIEC J.	1:02.307	10	JANIEC J.	30.598	10	JANIEC J.	29.461	10	JANIEC J.	2:02.366	2:02.520	10