

Provisional

Result List

Stewards / Race Management

STEWARD	Harry Stüber
STEWARD	Thomas Ferrero
STEWARD	Volker Ehekircher
RACE DIRECTOR	Sven Stoppe
CLERK OF THE COURSE	Ralf Fuß
TECHNICAL DELEGATE	Korbinian Beckert
CHIEF TIMEKEEPER	Steffen Ruhl

Weather Start/Finish

AIR	20.9°C
TRACK	21.4°C
CONDITIONS	Dry
PRESSURE	945 hPa
AIR	21.0°C
TRACK	22.6°C
CONDITIONS	Dry
PRESSURE	945 hPa

Track Information

GREEN FLAG	12:35:00
CHEQUERED FLAG	13:20:00
SAFETY CAR PHASE	0
FULL COURSE YELLOW PHASE	0
TRACK NAME	Nürburgring
TRACK LENGTH	3629m
TURN COUNT	11
FASTEST LAP:	#71. PAU - 1:25.702

STARTED: 15 CLASSIFIED: 15 NOT CLASSIFIED: 0 DISQUALIFIED: 0

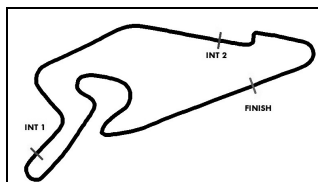
Drivers	Team	Car	Lap	Best Time	Gap	Diff	Kph	Day Time
1 71 S.Primm(DEU)(J)/M.Paul(DEU)(J)	Paul Motorsport(DEU)	LamborghiniHuracanGT3E	8	1:25.702			152.4	12:47:43
2 63 B.Hites(CHL)(J)/M.Mapelli(ITA)	GRT Grasser-Racing-Team(AUT)	LamborghiniHuracanGT3E	7	1:25.950	0.248	0.248	152.0	12:49:41
3 11 C.Caresani(NLD)(J)/M.Marchewicz(DEU)	Schnitzelalm Racing(DEU)	Mercedes-AMG GT3	8	1:25.980	0.278	0.030	151.9	12:51:39
4 91 F.Gehrsitz(DEU)(J)/S.Müller(DEU)	Team Joos by RACEmotion(DEU)	Porsche 911 GT3 R	22	1:26.121	0.419	0.141	151.6	13:17:45
5 92 T.Zimmermann(DEU)/J.Evans(NZL)	Huber Racing(DEU)	Porsche 911 GT3 R	20	1:26.259	0.557	0.138	151.4	13:16:24
6 3 P.Umbrarescu(ROU)/A.Maini(IND)	Haupt Racing Team(DEU)	Mercedes-AMG GT3	20	1:26.291	0.589	0.032	151.3	13:17:32
7 48 S.Owega(DEU)(J)/E.Seppänen(FIN)(J)	Landgraf Motorsport(DEU)	Mercedes-AMG GT3	11	1:26.340	0.638	0.049	151.3	12:59:33
8 2 A.Valente(CHE)/R.Aron(EST)	Haupt Racing Team(DEU)	Mercedes-AMG GT3	18	1:26.417	0.715	0.077	151.1	13:12:13
9 56 S.Holzem(DEU)(J)/M.Wittmann(DEU)	Project 1(DEU)	BMW M4 GT3	6	1:26.477	0.775	0.060	151.0	12:44:42
10 20 E.Coseteng(PHL)(J)/B.Green(GBR)	Schubert Motorsport(DEU)	BMW M4 GT3	18	1:26.646	0.944	0.169	150.7	13:11:34
11 10 K.Schramm(DEU)/N.Verhagen(USA)	FK Performance Motorsport(DEU)	BMW M4 GT3	23	1:26.729	1.027	0.083	150.6	13:17:41
12 25 J.Fittje(DEU)(J)/N.Menzel(DEU)	Huber Motorsport(DEU)	Porsche 911 GT3 R	9	1:26.881	1.179	0.152	150.3	12:49:03
13 7 D.Yip(MCA)(J)/K.Mokoena(ZAF)(J)	LIQUI MOLY Team Engstler(DEU)	Audi R8 LMS GT3 EVO II	9	1:27.971	2.269	1.090	148.5	12:51:17
14 24 J.Karklys(LTU)/J.Gelzinis(LTU)	NordPass by Jutta Racing(LTU)	Audi R8 LMS GT3 EVO II	7	1:28.361	2.659	0.390	147.8	12:48:23
15 23 J.Jonusis(LIT)(J)/S.Juodvirsis(LIT)	NordPass by Jutta Racing(LTU)	Audi R8 LMS GT3 EVO II	11	1:28.596	2.894	0.235	147.4	12:53:34

Subject to final scrutineering!

Publication time:	Clerk of the Course: Ralf Fuß	Timekeeper: Steffen Ruhl
-------------------	-------------------------------	--------------------------

ver: 1.0

Page 1 / 1 printed: 14.7.2023 13:23



ADAC GT Masters

Sector List Free Practice 1

Provisional



Nürburgring, Length: 3629m

Air temperature: 20.95°C

Track temperature: 22.6°C

Weather condition: Dry

DMSB Reg. Nr.: R-12863/23

14 July 2023 12:35:00

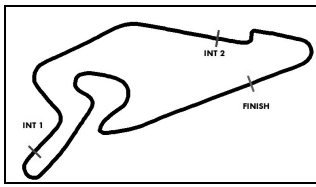
Lap Id	Time	SE1	SP1	SE2	SP2	SE3	SP3	TSP	Lap Id	Time	SE1	SP1	SE2	SP2	SE3	SP3	TSP
2 Valente, CHE(#1) / Aron, EST(#2)									theoretical besttime: 1:26.374								
1	2	2:13.241	1:20.339	112	27.930	172	24.972	180	13	2	6:16.189	5:24.680	109	26.941	196	24.568	181
2	2	1:35.930	49.058	123	24.047	205	22.825	184	14	2	1:36.485	50.103	119	23.390	228	22.992	183
3	2	1:35.059	47.250	129	23.054	231	24.755	192	15	2	1:30.442	46.298	130	22.527	232	21.617	189
4	2	1:28.318	44.704	133	22.322	238	21.292	190	16	2	1:28.001	44.578	134	22.152	234	21.271	192
5	2	1:27.613	44.643	132	22.049	240	20.921	191	17	2	1:27.664	44.422	130	22.346	235	20.896	192
6	2	1:27.330	44.339	134	22.009	239	20.982	192	18	2	1:26.417	43.974	135	21.802	237	20.641	193
7	2	1:32.878	44.497	134	22.147	240	26.234		19	2	1:26.640	43.931	131	21.809	237	20.900	191
8	2	5:07.664	4:23.308	131	22.626	232	21.730	190	20	2	1:31.834	44.089	134	21.812	237	25.933	
9	2	1:27.437	44.442	135	22.065	238	20.930	190	21	1	2:41.853	1:58.398	135	22.051	238	21.404	190
10	2	1:27.271	44.342	134	21.999	238	20.930	191	22	1	1:27.279	44.341	133	21.909	240	21.029	191
11	2	1:33.185	44.559	133	22.397	236	26.229		23	1	1:27.215	44.266	136	21.890	239	21.059	191
12	2	2:32.095	1:43.712	133	22.194	236	26.189										

Lap Id	Time	SE1	SP1	SE2	SP2	SE3	SP3	TSP	Lap Id	Time	SE1	SP1	SE2	SP2	SE3	SP3	TSP
3 Umbrurescu, ROU(#1) / Maini, IND(#2)									theoretical besttime: 1:26.291								
1	1	2:20.105	1:23.032	100	29.739	165	27.334	159	12	1	1:29.756	45.495	134	22.330	234	21.931	191
2	1	1:40.855	52.902	130	24.102	220	23.851	157	13	1	1:30.051	44.227	135	23.467	216	22.357	191
3	1	1:34.413	49.325	135	22.676	235	22.412	179	14	1	1:32.032	46.073	131	22.991	220	22.968	191
4	1	1:30.608	46.699	131	22.318	237	21.591	190	15	1	1:28.541	44.727	128	22.404	236	21.410	191
5	1	1:28.099	44.520	135	22.113	238	21.466	190	16	1	1:28.610	44.680	133	22.448	237	21.482	191
6	1	1:27.920	44.411	136	22.110	236	21.399	191	17	1	1:35.821	44.703	133	22.348	235	28.770	
7	1	1:27.572	44.264	135	22.165	237	21.143	190	18	2	5:02.142	4:14.168	134	25.498	166	22.476	190
8	1	1:33.739	44.734	136	22.228	237	26.777		19	2	1:26.903	44.085	134	21.921	236	20.897	191
9	1	6:45.196	5:43.361	106	28.959	151	32.876		20	2	1:26.291	43.746	135	21.886	238	20.659	191
10	1	4:09.715	3:21.809	126	24.669	188	23.237	170	21	2	1:34.447	43.913	136	23.796	237	26.738	
11	1	1:33.350	47.569	130	23.642	195	22.139	190									

Lap Id	Time	SE1	SP1	SE2	SP2	SE3	SP3	TSP	Lap Id	Time	SE1	SP1	SE2	SP2	SE3	SP3	TSP
7 Yip, MCA(#1) / Mokoena, ZAF(#2)									theoretical besttime: 1:27.831								
1	1	2:41.662	1:32.243	112	30.183	158	39.236		14	1	1:29.953	45.431	132	22.673	232	21.849	187
2	2	2:48.293	1:55.546	115	27.001	205	25.746	170	15	1	1:31.120	45.751	133	22.472	233	22.897	188
3	2	1:41.114	53.225	129	24.290	212	23.599	182	16	1	1:30.197	45.459	131	22.682	232	22.056	187
4	2	1:39.767	51.889	131	23.822	226	24.056	186	17	1	1:29.404	45.407	131	22.563	233	21.434	187
5	2	1:31.528	46.921	133	22.745	234	21.862	186	18	1	1:35.600	45.386	133	22.541	234	27.673	
6	2	1:29.301	45.411	130	22.388	235	21.502	188	19	1	4:46.648	3:58.823	123	25.937	231	21.888	187
7	2	1:28.856	44.972	133	22.228	236	21.656	188	20	1	1:29.651	45.503	127	22.522	234	21.626	187
8	2	1:28.352	44.820	134	22.167	235	21.365	188	21	1	1:32.042	45.094	129	22.603	233	24.345	187
9	2	1:27.971	44.581	133	22.131	235	21.259	188	22	1	1:36.322	45.477	132	22.740	232	28.105	
10	2	1:27.977	44.666	134	22.160	235	21.151	188	23	2	2:33.719	1:48.608	131	23.136	231	21.975	187
11	2	1:34.886	44.756	133	22.099	235	28.031		24	2	1:29.281	45.282	135	22.347	234	21.652	188
12	1	2:38.045	1:52.563	127	23.341	233	22.141	183	25	2	1:28.452	44.952	127	22.330	236	21.170	187
13	1	1:31.434	47.180	130	22.707	233	21.547	187									

Lap Id	Time	SE1	SP1	SE2	SP2	SE3	SP3	TSP	Lap Id	Time	SE1	SP1	SE2	SP2	SE3	SP3	TSP
10 Schramm, DEU(#1) / Verhagen, USA(#2)									theoretical besttime: 1:26.729								
1	2	2:06.983	1:13.282	105	27.644	177	26.057	171	14	1	1:28.846	45.399	132	22.262	241	21.185	194
2	2	1:39.326	50.735	128	24.487	223	24.104	190	15	1	1:34.854	45.308	133	22.642	237	26.904	
3	2	1:35.808	47.008	128	22.815	222	25.985	195	16	1	8:01.032	7:09.795	114	27.819	193	23.418	170
4	2	1:28.774	45.166	133	22.358	243	21.250	194	17	1	1:35.443	49.403	130	23.770	220	22.270	192
5	2	1:27.609	44.432	131	22.102	243	21.075	195	18	1	1:29.697	45.898	133	22.535	235	21.264	194
6	2	1:27.839	44.512	134	22.068	242	21.259	194	19	1	1:30.729	44.614	137	22.143	238	23.972	196
7	2	1:33.167	44.664	133	22.043	242	26.460		20	1	1:27.114	44.174	133	21.990	240	20.950	195
8	1	2:29.957	1:46.057	134	22.340	241	21.560	191	21	1	1:27.344	44.261	136	22.117	240	20.966	194
9	1	1:28.705	44.830	134	22.585	241	21.290	192	22	1	1:27.151	44.232	134	22.005	240	20.914	194
10	1	1:28.162	44.812	135	22.239	241	21.111	194	23	1	1:26.729	44.078	134	21.850	241	20.801	194
11	1	1:28.267	44.807	135	22.198	241	21.262	193	24	1	1:27.249	44.442	133	21.909	242	20.898	194
12	1	1:28.649	44.802	133	22.365	241	21.482	193	25	1	1:33.005	44.315	133	22.032	241	26.658	
13	1	1:28.719	44.992	133	22.370	241	21.357	192									





ADAC GT Masters



Sector List Free Practice 1

Provisional

Nürburgring, Length: 3629m

Air temperature: 20.95°C

Track temperature: 22.6°C

Weather condition: Dry

DMSB Reg. Nr.: R-12863/23

14 July 2023 12:35:00

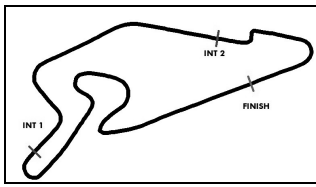
Lap	Id	Time	SE1	SP1	SE2	SP2	SE3	SP3	TSP	Lap	Id	Time	SE1	SP1	SE2	SP2	SE3	SP3	TSP
11 Caresani, NLD(#1) / Marchewicz, DEU(#2)										theoretical besttime: 1:25.980									
1	1	2:12.953	1:14.230	95	31.604	140	27.119	157		14	2	1:27.289	44.262	134	21.942	237	21.085	191	
2	1	1:57.685	57.187	115	28.133	104	32.365			15	2	1:27.150	44.000	130	22.095	235	21.055	192	
3	1	5:09.786	4:24.087	129	23.094	219	22.605	188		16	2	1:26.881	43.962	133	22.017	235	20.902	192	
4	1	1:32.012	47.130	133	22.934	193	21.948	189		17	2	1:32.589	44.140	133	22.109	237	26.340		
5	1	1:28.098	44.883	134	21.985	236	21.230	194		18	1	2:27.594	1:44.568	132	22.044	237	20.982	191	
6	1	1:26.649	44.000	134	21.921	238	20.728	191		19	1	1:27.409	44.448	133	22.068	236	20.893	191	
7	1	1:26.164	43.768	134	21.681	238	20.715	191		20	1	1:31.743	44.301	133	22.125	236	25.317		
8	1	1:25.980	43.697	135	21.641	238	20.642	191		21	1	2:58.043	2:14.928	133	22.095	235	21.020	191	
9	1	1:32.201	44.481	133	21.875	237	25.845			22	1	1:27.480	44.504	132	22.020	236	20.956	191	
10	2	2:30.510	1:47.318	134	22.026	237	21.166	191		23	1	1:27.283	44.294	133	21.922	237	21.067	191	
11	2	1:26.570	43.849	136	21.945	238	20.776	192		24	1	1:27.236	44.330	133	22.005	238	20.901	191	
12	2	1:26.717	43.818	133	21.994	237	20.905	192		25	1	1:32.195	44.441	133	22.044	238	25.710		
13	2	1:26.981	44.196	136	21.945	235	20.840	192											

Lap	Id	Time	SE1	SP1	SE2	SP2	SE3	SP3	TSP	Lap	Id	Time	SE1	SP1	SE2	SP2	SE3	SP3	TSP
20 Coseteng, PHL(#1) / Green, GBR(#2)										theoretical besttime: 1:26.308									
1	1	2:05.414	1:14.417	107	26.206	216	24.791	171		13	2	1:26.816	44.121	136	21.924	240	20.771	193	
2	1	1:36.345	50.095	128	23.915	232	22.335	190		14	2	1:32.701	45.114	131	22.016	241	25.571		
3	1	1:32.402	47.977	131	22.472	241	21.953	192		15	2	6:13.676	5:30.501	133	22.255	238	20.920	193	
4	1	1:28.314	45.054	129	22.207	242	21.053	194		16	2	1:29.722	43.970	134	21.984	240	23.768	194	
5	1	1:27.491	44.444	132	22.173	242	20.874	193		17	2	1:26.873	43.989	131	22.257	237	20.627	195	
6	1	1:27.320	44.110	133	22.225	241	20.985	194		18	2	1:26.646	43.834	132	22.126	239	20.686	194	
7	1	1:27.339	43.998	133	22.322	242	21.019	193		19	2	1:27.070	44.413	128	22.069	240	20.588	194	
8	1	1:36.651	45.809	132	21.987	242	28.855			20	2	1:31.566	44.140	132	22.031	240	25.395		
9	2	4:54.942	3:56.665	115	27.313	172	30.964			21	2	2:52.229	2:09.605	134	21.886	242	20.738	194	
10	2	2:21.430	1:30.179	124	26.356	169	24.895	192		22	2	1:26.850	44.207	131	21.979	242	20.664	193	
11	2	1:32.474	47.389	124	23.058	234	22.027	194		23	2	1:27.242	44.125	129	22.098	241	21.019	192	
12	2	1:27.135	44.315	131	21.984	240	20.836	194											

Lap	Id	Time	SE1	SP1	SE2	SP2	SE3	SP3	TSP	Lap	Id	Time	SE1	SP1	SE2	SP2	SE3	SP3	TSP
23 Jonusis, LIT(#1) / Juodvirsis, LIT(#2)										theoretical besttime: 1:28.571									
1	3	3:00.069	2:00.920	88	30.883	166	28.266	151		15	1	1:32.961	47.898	128	22.959	234	22.104	187	
2	3	1:50.908	56.027	100	29.081	163	25.800	178		16	1	1:30.765	45.948	129	22.929	233	21.888	188	
3	3	1:39.831	51.194	123	24.017	230	24.620	184		17	1	1:30.934	45.921	129	23.089	233	21.924	188	
4	3	1:32.897	47.331	129	23.159	235	22.407	186		18	1	1:31.522	46.339	128	23.041	234	22.142	187	
5	3	1:31.393	46.489	131	22.846	234	22.058	187		19	2	1:34.903	46.178	130	23.317	211	25.408	188	
6	3	1:31.188	45.923	123	23.383	237	21.882	187		20	2	1:33.846	47.255	130	23.488	230	23.103	189	
7	3	1:31.838	46.584	130	22.605	234	22.649	187		21	2	1:31.637	46.230	127	23.214	233	22.193	188	
8	3	1:29.155	45.214	130	22.301	236	21.640	186		22	2	1:30.261	45.852	130	22.704	234	21.705	188	
9	3	1:28.838	44.974	131	22.481	235	21.383	185		23	2	1:30.491	45.640	130	22.630	233	22.221	190	
10	3	1:28.933	45.159	124	22.378	235	21.396	186		24	2	1:30.291	45.731	131	22.605	235	21.955	186	
11	3	1:28.596	44.929	132	22.326	235	21.341	187		25	2	1:31.619	46.997	131	22.610	236	22.012	186	
12	3	1:37.002	45.071	129	22.867	234	29.064			26	2	1:30.040	45.872	130	22.424	235	21.744	188	
13	3	4:16.492	3:27.937	122	24.765	208	23.790	184		27	2	1:40.922	47.057	132	22.829	234	31.036		
14	3	1:33.065	47.313	128	23.189	233	22.563	189											

Lap	Id	Time	SE1	SP1	SE2	SP2	SE3	SP3	TSP	Lap	Id	Time	SE1	SP1	SE2	SP2	SE3	SP3	TSP
24 Karklys, LTU(#1) / Gelzinis, LTU(#2)										theoretical besttime: 1:28.079									
1	2	2:26.675	1:26.432	114	29.270	200	30.973			15	2	1:37.718	44.929	133	22.313	234	30.476		
2	2	2:09.248	1:16.159	123	24.642	232	28.447			16	1	2:54.288	2:09.887	132	22.836	232	21.565	188	
3	2	2:37.973	1:50.320	129	24.916	193	22.737	186		17	1	1:31.123	46.650	134	22.674	234	21.799	188	
4	2	1:38.364	47.852	129	23.405	235	27.107	186		18	1	1:29.964	45.284	135	22.658	235	22.022	188	
5	2	1:33.216	47.461	133	23.620	233	22.135	186		19	1	1:29.615	45.286	133	22.489	235	21.840	188	
6	2	1:29.510	45.406	131	22.541	235	21.563	188		20	1	1:36.901	47.004	130	25.996	177	23.901	188	
7	2	1:28.361	44.860	133	22.343	235	21.158	188		21	1	1:29.910	45.559	133	22.656	235	21.695	188	
8	2	1:29.925	44.708	134	22.825	234	22.392	188		22	1	1:29.451	45.295	134	22.557	235	21.599	189	
9	2	1:35.688	51.129	133	22.742	231	21.817	188		23	1	1:31.315	46.782	127	22.932	235	21.601	190	
10	2	1:28.369	44.813	136	22.213	236	21.343	190		24	1	1:28.920	45.034	132	22.565	234	21.321	188	
11	2	1:31.361	45.905	131	23.743	223	21.713	189		25	1	1:28.779	45.095	134	22.333	237	21.351	188	
12	2	1:45.592	45.413	134	31.669	77	28.510	172		26	1	1:28.927	45.036	134	22.524	236	21.367	190	
13	2	1:30.258	46.318	134	22.479	235	21.461	189		27	1	1:42.353	51.493	132	22.769	236	28.091		
14	2	1:29.198	44.962	134	22.682	235	21.554	190											





ADAC GT Masters

Sector List Free Practice 1



Provisional

Nürburgring, Length: 3629m

Air temperature: 20.95°C

Track temperature: 22.6°C

Weather condition: Dry

DMSB Reg. Nr.: R-12863/23

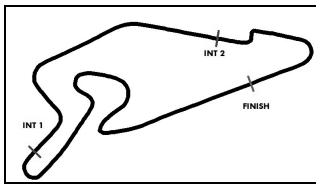
14 July 2023 12:35:00

Lap	Id	Time	SE1	SP1	SE2	SP2	SE3	SP3	TSP	Lap	Id	Time	SE1	SP1	SE2	SP2	SE3	SP3	TSP
25 Fittje, DEU(#1) / Menzel, DEU(#2)										theoretical besttime: 1:26.839									
1	1	2:06.595	1:15.048	108	26.911	211	24.636	168		15	1	1:32.743	44.401	132	22.157	235	26.185		
2	1	1:35.725	49.214	129	24.125	225	22.386	184		16	2	2:47.413	2:03.649	132	22.397	236	21.367	187	
3	1	1:31.171	46.158	131	23.256	218	21.757	188		17	2	1:27.653	44.394	134	22.203	234	21.056	189	
4	1	1:27.819	44.572	134	22.095	237	21.152	188		18	2	1:27.303	44.327	133	22.144	236	20.832	190	
5	1	1:27.405	44.301	132	22.074	237	21.030	190		19	2	1:27.757	44.592	133	22.186	235	20.979	190	
6	1	1:31.771	44.367		25.477	233	21.927	190		20	2	1:27.931	44.405	132	22.239	236	21.287	190	
7	1	1:27.468	44.212	133	22.125	236	21.131	190		21	2	1:32.746	44.454	132	22.302	234	25.990		
8	1	1:28.353	44.517	132	22.096	238	21.740	190		22	2	4:05.764	3:22.259	133	22.284	235	21.221	188	
9	1	1:26.881	44.080	133	21.927	237	20.874	190		23	2	1:27.896	44.616	134	22.276	234	21.004	189	
10	1	1:33.119	44.312	133	21.969	236	26.838			24	2	1:27.844	44.412	131	22.070	236	21.362	191	
11	1	3:11.431	2:25.472	132	22.536	223	23.423	190		25	2	1:27.935	44.677	131	22.203	237	21.055	189	
12	1	1:27.509	44.468	133	22.073	236	20.968	187		26	2	1:27.552	44.434	130	22.125	237	20.993	190	
13	1	1:27.448	44.458	133	22.034	237	20.956	190		27	2	1:28.026	44.610	128	22.225	237	21.191	188	
14	1	1:27.389	44.333	133	22.154	236	20.902	190											

48 Owega, DEU(#1) / Seppänen, FIN(#2)										theoretical besttime: 1:26.238									
1	2	2:33.533	1:42.377	108	26.674	214	24.482	181		13	2	1:31.783	43.932	135	21.984	237	25.867		
2	2	1:35.560	49.473	129	23.481	226	22.606	188		14	1	2:27.553	1:43.974	135	22.205	238	21.374	192	
3	2	1:32.536	46.686	133	23.523	202	22.327	190		15	1	1:27.048	44.061	135	22.028	240	20.959	192	
4	2	1:30.896	45.383	133	23.594	206	21.919	192		16	1	1:27.402	43.961	135	22.104	240	21.337	193	
5	2	1:39.420	48.053	128	23.215	207	28.152			17	1	1:27.539	44.262	135	22.219	239	21.058	195	
6	2	8:20.129	7:30.330	117	26.458	194	23.341	188		18	1	1:28.484	44.300	138	22.935	238	21.249	195	
7	2	1:32.284	47.023	134	23.182	214	22.079	190		19	1	1:27.280	44.369	132	22.072	239	20.839	195	
8	2	1:28.200	44.800	133	22.262	237	21.138	192		20	1	1:27.103	43.956	135	22.104	239	21.043	192	
9	2	1:27.030	44.201	134	21.931	238	20.898	192		21	1	1:27.372	44.295	135	22.080	238	20.997	193	
10	2	1:26.751	44.108	135	21.910	238	20.733	192		22	1	1:27.574	44.405	135	21.901	240	21.268	194	
11	2	1:26.340	43.687	134	21.818	237	20.835	192		23	1	1:28.251	44.137	134	22.349	240	21.765	195	
12	2	1:26.957	43.779	136	22.073	237	21.105	192		24	1	1:33.375	44.313	135	21.970	242	27.092		

56 Holzem, DEU(#1) / Wittmann, DEU(#2)										theoretical besttime: 1:26.354									
1	0	2:03.320	1:10.906	102	26.936	193	25.478	172		12	0	1:30.052	44.531	133	24.094	237	21.427	193	
2	0	1:41.604	53.523	120	24.611	223	23.470	187		13	0	1:27.767	44.482	132	22.058	241	21.227	194	
3	0	1:35.406	47.575	128	22.592	240	25.239	194		14	0	1:28.321	44.708	133	22.251	241	21.362	193	
4	0	1:28.856	44.508	129	22.011	242	22.337	193		15	0	1:27.894	44.445	130	22.161	240	21.288	194	
5	0	1:26.627	43.913	135	21.752	243	20.962	194		16	0	1:27.986	44.607	133	22.186	242	21.193	194	
6	0	1:26.477	43.885	135	21.722	242	20.870	195		17	0	1:28.085	44.566	131	22.220	242	21.299	194	
7	0	1:27.568	43.839	133	21.829	242	21.900	195		18	0	1:34.906	44.613	131	23.028	242	27.265		
8	0	1:32.474	43.762	133	21.946	244	26.766			19	0	2:38.524	1:49.509	129	22.572	241	26.443		
9	0	7:03.547	6:18.596	126	23.161	241	21.790	192		20	0	2:40.909	1:48.648	127	24.609	214	27.652		
10	0	1:28.810	44.866	132	22.022	242	21.922	193		21	0	2:32.560	1:44.345	130	22.266	241	25.949		
11	0	1:28.204	44.746	132	22.086	242	21.372	194		22	0	2:38.579	1:47.335	129	22.409	242	28.835		

63 Hites, CHL(#1) / Mapelli, ITA(#2)										theoretical besttime: 1:25.859									
1	2	2:08.631	1:15.844	109	27.584	187	25.203	185		14	1	1:30.505	46.869	132	22.471	240	21.165	192	
2	2	1:43.954	54.299	119	24.971	203	24.684	192		15	1	1:27.058	43.951	133	22.149	238	20.958	192	
3	2	1:35.370	46.306	133	22.672	232	26.392	194		16	1	1:34.251	45.035	132	22.264	238	26.952		
4	2	1:34.649	44.522	137	22.109	242	28.018			17	1	3:30.842	2:39.624	110	26.789	217	24.429	186	
5	2	4:45.576	4:01.778	135	22.207	240	21.591	194		18	1	1:34.450	48.551	125	22.956	236	22.943	192	
6	2	1:26.477	43.909	136	21.714	242	20.854	192		19	1	1:29.376	45.419	134	22.357	239	21.600	192	
7	2	1:25.950	43.562	135	21.657	243	20.731	192		20	1	1:26.678	43.949	135	21.859	240	20.870	194	
8	2	1:25.980	43.589	136	21.667	242	20.724	194		21	1	1:26.506	43.691	136	21.810	239	21.005	194	
9	2	1:26.303	43.675	136	21.724	241	20.904	194		22	1	1:26.509	43.609	135	21.841	240	21.059	194	
10	2	1:26.334	43.650	134	21.776	242	20.908	193		23	1	1:25.954	43.490	136	21.647	242	20.817	192	
11	2	1:31.755	43.717	134	21.763	240	26.275			24	1	1:30.658	43.840	137	22.984	199	23.834	194	
12	2	3:03.720	2:20.278	132	22.118	239	21.324	191		25	1	1:26.221	43.745	133	21.754	242	20.722	192	
13	2	1:30.221	46.028	134	22.126	239	22.067	192		26	1	1:26.667	43.686	132	21.823	242	21.158	192	



ADAC GT Masters

Sector List Free Practice 1



Provisional

Nürburgring, Length: 3629m

Air temperature: 20.95°C

Track temperature: 22.6°C

Weather condition: Dry

DMSB Reg. Nr.: R-12863/23

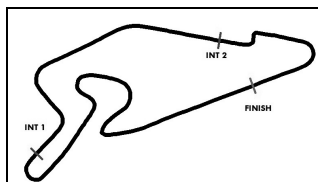
14 July 2023 12:35:00

Lap Id	Time	SE1	SP1	SE2	SP2	SE3	SP3	TSP	Lap Id	Time	SE1	SP1	SE2	SP2	SE3	SP3	TSP
71 Primm, DEU(#1) / Paul, DEU(#2)									theoretical besttime: 1:25.636								
1	2	2:11.745	1:17.489	108	28.515	177	25.741	165	15	1	1:35.626	44.925	126	27.972	203	22.729	191
2	2	1:43.599	53.629	121	24.560	223	25.410	184	16	1	1:27.753	44.604	132	22.095	234	21.054	191
3	2	1:35.087	46.982	127	26.265	233	21.840	188	17	1	1:27.449	44.248	130	22.126	235	21.075	190
4	2	1:28.068	44.871	133	22.216	236	20.981	189	18	1	1:34.655	44.031	132	22.240	234	28.384	
5	2	1:26.375	43.725	134	21.800	237	20.850	190	19	1	3:12.435	2:18.406	106	28.745	180	25.284	179
6	2	1:26.042	43.465	136	21.779	237	20.798	190	20	1	1:43.571	51.560	124	27.681	180	24.330	183
7	2	1:26.025	43.496	135	21.785	238	20.744	190	21	1	1:31.587	47.147	129	22.779	232	21.661	187
8	2	1:25.702	43.309	134	21.707	238	20.686	191	22	2	1:27.765	44.490	133	22.352	232	20.923	192
9	2	1:31.589	43.574	131	21.845	238	26.170		23	2	1:25.893	43.339	136	21.886	235	20.668	191
10	1	2:34.859	1:50.782	113	22.742	235	21.335	188	24	2	1:26.123	43.583	135	21.920	234	20.620	190
11	1	1:26.983	43.986	129	22.069	235	20.928	190	25	2	1:26.039	43.498	135	21.776	236	20.765	191
12	1	1:28.530	45.146	130	22.295	237	21.089	190	26	2	1:25.904	43.546	135	21.713	238	20.645	191
13	1	1:29.772	44.053	132	22.330	237	23.389	190	27	2	1:26.192	43.387	134	21.723	239	21.082	190
14	1	1:27.290	44.193	133	21.977	237	21.120	190	28	2	1:33.283	44.624	132	22.181	237	26.478	

91 Gehrsitz, DEU(#1) / Müller, DEU(#2)									theoretical besttime: 1:26.104								
1	1	2:08.316	1:13.507	110	25.653	229	29.156		13	2	1:33.064	44.566	133	21.872	237	26.626	
2	1	2:34.608	1:47.669	129	25.187	209	21.752	190	14	2	3:40.923	2:57.680	133	22.195	235	21.048	190
3	1	1:29.004	45.189	129	22.523	235	21.292	189	15	2	1:27.622	44.194	132	22.291	234	21.137	190
4	1	1:27.902	44.730	133	22.179	235	20.993	189	16	2	1:33.781	44.376	132	22.163	234	27.242	
5	1	1:27.283	44.649	133	21.919	237	20.715	190	17	2	6:41.145	5:52.018	116	25.655	149	23.472	185
6	1	1:28.301	44.405	130	22.188	232	21.708	191	18	2	1:34.001	48.792	131	23.249	232	21.960	189
7	1	1:26.848	44.213	130	21.845	237	20.790	189	19	2	1:31.330	45.061	132	23.035	122	23.234	192
8	1	1:27.709	44.315	132	22.039	237	21.355	191	20	2	1:26.887	44.134	135	22.011	235	20.742	191
9	1	1:34.084	44.366	129	22.622	236	27.096		21	2	1:26.669	44.062	134	21.920	237	20.687	191
10	1	2:25.994	1:42.942	133	22.000	237	21.052	190	22	2	1:26.121	43.774	134	21.723	238	20.624	190
11	2	1:27.021	44.244	134	21.949	237	20.828	190	23	2	1:26.762	43.757	134	22.002	238	21.003	191
12	2	1:26.652	43.965	133	21.919	236	20.768	190	24	2	1:35.846	43.842	133	21.769	238	30.235	

92 Zimmermann, DEU(#1) / Evans, NZL(#2)									theoretical besttime: 1:25.983								
1	1	2:35.997	1:42.023	103	28.035	213	25.939	181	12	1	1:26.846	44.148	133	21.942	235	20.756	189
2	1	1:39.203	51.060	125	24.003	202	24.140	185	13	1	1:32.470	44.360	134				
3	1	1:35.165	48.464	128	23.198	210	23.503	186	14	1	2:32.565	1:43.980	135	22.102	234	26.483	
4	1	1:28.981	45.216	132	22.439	237	21.326	189	15	1	5:06.386	4:18.808	126	25.240	218	22.338	188
5	1	1:38.124	50.650	129	23.547	162	23.927	187	16	1	1:31.350	46.920	130	22.725	233	21.705	190
6	1	1:47.593	50.047	127	24.525	167	33.021		17	1	1:28.351	44.860	135	22.226	235	21.265	190
7	1	6:52.925	6:03.383	133	27.919	229	21.623	188	18	1	1:26.446	43.865	134	21.928	235	20.653	190
8	1	1:28.060	44.935	134	22.083	236	21.042	188	19	1	1:26.373	43.740	135	21.995	235	20.638	191
9	1	1:26.902	44.033	134	22.077	236	20.792	188	20	1	1:26.259	43.477	135	21.947	237	20.835	189
10	1	1:26.976	44.107	135	22.022	238	20.847	190	21	1	1:31.423	43.865	134	21.868	238	25.690	
11	1	1:27.459	44.199	134	22.037	236	21.223	188	22	2	2:26.725	1:43.920	133	21.882	239	20.923	189





ADAC GT Masters

Pit Stops Free Practice 1

Provisional



Nürburgring, Length: 3629m

Air temperature: 20.95°C

Track temperature: 22.6°C

Weather condition: Dry

DMSB Reg. Nr.: R-12863/23

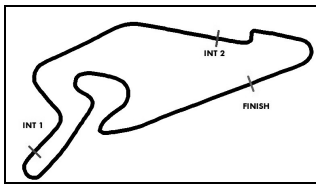
14 July 2023 12:35:00

Nr	Driver in	Day time in	Time in	Driver out	Day time out	Time out	Reason	Nett Time
91	Finn Gehrsitz	12:37:03.732	2:03.732	Finn Gehrsitz	12:38:09.299	3:09.299		1:05.567
24	Jonas Gelzinis	12:37:21.932	2:21.932	Jonas Gelzinis	12:37:49.659	2:49.659		27.727
7	Dylan Yip	12:37:36.684	2:36.684	Kwanda Mokoena	12:38:41.244	3:41.244		1:04.560
11	Colin Caresani	12:39:06.005	4:06.005	Colin Caresani	12:42:47.043	7:47.043		3:41.038
24	Jonas Gelzinis	12:39:31.211	4:31.211	Jonas Gelzinis	12:40:36.194	5:36.194		1:04.983
63	Marco Mapelli	12:41:57.930	6:57.930	Marco Mapelli	12:45:20.709	10:20.709		3:22.779
48	Elias Seppänen	12:43:47.360	8:47.360	Elias Seppänen	12:50:28.759	15:28.759		6:41.399
92	Tim Zimmermann	12:45:40.521	10:40.521	Tim Zimmermann	12:51:01.753	16:01.753		5:21.232
10	Neil Verhagen	12:46:14.994	11:14.994	Kim-Luis Schramm	12:47:20.320	12:20.320		1:05.326
2	Ralf Aron	12:46:15.880	11:15.880	Ralf Aron	12:49:58.331	14:58.331		3:42.451
20	Eduardo Coseteng	12:47:36.770	12:36.770	Ben Green	12:50:43.932	15:43.932		3:07.162
56	Sandro Holzem	12:47:37.830	12:37.830	Sandro Holzem	12:53:10.152	18:10.152		5:32.322
3	Petru Umbrărescu	12:47:58.759	12:58.759	Petru Umbrărescu	12:52:48.574	17:48.574		4:49.815
71	Maximilian Paul	12:49:09.633	14:09.633	Simon Connor Primm	12:50:20.136	15:20.136		1:10.503
91	Finn Gehrsitz	12:49:59.425	14:59.425	Finn Gehrsitz	12:51:04.093	16:04.093		1:04.668
25	Jannes Fittje	12:50:31.744	15:31.744	Jannes Fittje	12:52:16.142	17:16.142		1:44.398
20	Ben Green	12:52:31.709	17:31.709	Ben Green	12:53:11.692	18:11.692		39.983
11	Colin Caresani	12:53:06.904	18:06.904	Colin Caresani	12:54:12.950	19:12.950		1:06.046
7	Kwanda Mokoena	12:54:15.121	19:15.121	Kwanda Mokoena	12:55:23.799	20:23.799		1:08.678
3	Petru Umbrărescu	12:54:43.937	19:43.937	Petru Umbrărescu	12:57:21.953	22:21.953		2:38.016
23	Justas Jonusis	12:55:05.805	20:05.805	Justas Jonusis	12:57:49.012	22:49.012		2:43.207
63	Marco Mapelli	12:55:26.309	20:26.309	Marco Mapelli	12:57:07.016	22:07.016		1:40.707
2	Ralf Aron	12:55:51.369	20:51.369	Ralf Aron	12:56:56.957	21:56.957		1:05.588
91	Sven Müller	12:56:52.233	21:52.233	Sven Müller	12:59:12.213	24:12.213		2:19.980
2	Ralf Aron	12:58:23.448	23:23.448	Ralf Aron	13:02:57.395	27:57.395		4:33.947
10	Kim-Luis Schramm	12:59:11.160	24:11.160	Kim-Luis Schramm	13:05:30.946	30:30.946		6:19.786
25	Jannes Fittje	12:59:38.273	24:38.273	Jannes Fittje	13:01:01.153	26:01.153		1:22.880
24	Jonas Gelzinis	13:00:46.658	25:46.658	Jonas Karklys	13:02:14.783	27:14.783		1:28.125
20	Ben Green	13:00:52.256	25:52.256	Ben Green	13:05:44.375	30:44.375		4:52.119
92	Tim Zimmermann	13:01:22.158	26:22.158	Tim Zimmermann	13:02:27.951	27:27.951		1:05.793
48	Elias Seppänen	13:02:26.825	27:26.825	Elias Seppänen	13:03:32.747	28:32.747		1:05.922
91	Sven Müller	13:03:34.523	28:34.523	Sven Müller	13:08:33.239	33:33.239		4:58.716
71	Simon Connor Primm	13:03:42.529	28:42.529	Simon Connor Primm	13:05:08.427	30:08.427		1:25.898
92	Tim Zimmermann	13:03:54.722	28:54.722	Tim Zimmermann	13:07:27.277	32:27.277		3:32.555
63	Benjamin Hites	13:04:32.070	29:32.070	Benjamin Hites	13:06:22.210	31:22.210		1:50.140
11	Marcel Marchewicz	13:05:51.694	30:51.694	Marcel Marchewicz	13:06:57.947	31:57.947		1:06.253
7	Dylan Yip	13:06:00.850	31:00.850	Dylan Yip	13:09:17.847	34:17.847		3:16.997
56	Sandro Holzem	13:08:03.401	33:03.401	Sandro Holzem	13:09:11.542	34:11.542		1:08.141
3	Petru Umbrărescu	13:09:31.804	34:31.804	Arjun Maini	13:13:03.496	38:03.496		3:31.692
25	Nico Menzel	13:09:49.077	34:49.077	Nico Menzel	13:12:33.113	37:33.113		2:44.036
56	Sandro Holzem	13:10:41.927	35:41.927	Sandro Holzem	13:11:48.393	36:48.393		1:06.466
11	Colin Caresani	13:11:18.391	36:18.391	Colin Caresani	13:12:54.979	37:54.979		1:36.588
56	Sandro Holzem	13:13:22.816	38:22.816	Sandro Holzem	13:14:27.826	39:27.826		1:05.010
20	Ben Green	13:14:27.781	39:27.781	Ben Green	13:15:59.443	40:59.443		1:31.662

ver: 1.0

Page 1 / 2 printed: 14.7.2023 13:23





ADAC GT Masters

Pit Stops Free Practice 1

Provisional



Nürburgring, Length: 3629m

Air temperature: 20.95°C

Track temperature: 22.6°C

Weather condition: Dry

DMSB Reg. Nr.: R-12863/23

14 July 2023 12:35:00

Nr	Driver in	Day time in	Time in	Driver out	Day time out	Time out	Reason	Nett Time
2	Ralf Aron	13:15:07.191	40:07.191	Alain Valente	13:16:27.384	41:27.384		1:20.193
7	Dylan Yip	13:15:25.551	40:25.551	Dylan Yip	13:16:28.288	41:28.288		1:02.737
56	Sandro Holzem	13:15:55.390	40:55.390	Sandro Holzem	13:17:00.623	42:00.623		1:05.233
92	Tim Zimmermann	13:17:51.297	42:51.297	Jaxon Evans	13:18:57.178	43:57.178		1:05.881
56	Sandro Holzem	13:18:33.943	43:33.943					
3	Arjun Maini	13:19:01.647	44:01.647					
48	Salman Owega	13:19:35.824	44:35.824					
11	Colin Caresani	13:20:10.578	45:10.578					
71	Maximilian Paul	13:20:21.362	45:21.362					
24	Jonas Karklys	13:20:28.415	45:28.415					
10	Kim-Luis Schramm	13:20:36.658	45:36.658					
91	Sven Müller	13:20:43.318	45:43.318					
23	Simas Juodvirsis	13:20:54.753	45:54.753					