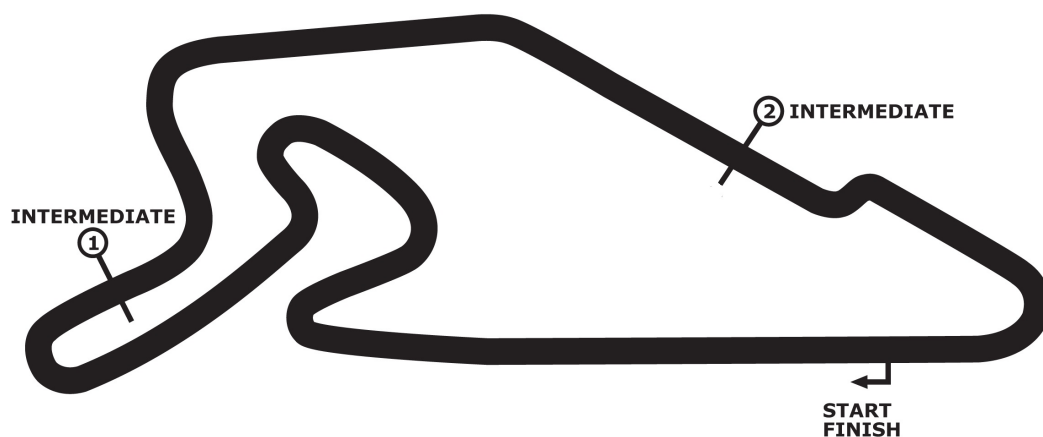




36. INT. ADAC TRUCK-GRAND-PRIX

race 1



Nürburgring 3629 m

13. - 16. July 2023



36. INT. ADAC TRUCK-GRAND-PRIX

Nürburgring, length 3629 m

13. - 16. July 2023

FFSA ADAC Mittelrhein Cup



Result race 1

started : 21

classified : 18

not classified : 3

-Reg.No.: R-12863-Truck/23

Pos	No.	Cl.	Entrant Name	License License	Team/Sponsor Make	Lap	Total kmh	GAP Diff.	fastest kmh	at Lap
1	20		Téo CALVET / FRA		Team Buggyra Racing FREIGHTLINER	12	23:50.942 109.559		1:57.487 111.199	2
2	21		Raphael SOUSA / FRA		Team Viry Truck Racing FREIGHTLINER	12	23:52.326 109.453	01.384 01.384	1:57.704 110.994	2
3	2		Thomas ROBINEAU / FRA		Team Robineau MAN	12	23:55.204 109.234	04.262 02.878	1:58.038 110.680	5
4	24		Yorick MONTAGNE / FRA		Team Aravi RENAULT	12	24:10.150 108.108	19.208 14.946	1:59.653 109.186	2
5	44		Jonathan ANDRÉ / FRA		Team Lion Truck Racing MAN	12	24:17.287 107.579	26.345 07.137	1:59.522 109.305	5
6	94		Ivan RODRIGUES / FRA		Team Luxosport MAN	12	24:20.052 107.375	29.110 02.765	2:00.114 108.767	6
7	40		Anthony ROBINEAU / FRA		Team Robineau MAN	12	24:21.030 107.303	30.088 00.978	1:59.993 108.876	8
8	68		Aurélien HERGOTT / FRA		DAF	12	24:27.202 106.852	36.260 06.172	2:00.639 108.293	5
9	15		Lucas RIVALS / FRA		Team Albi Motor Racing RENAULT	12	24:32.141 106.493	41.199 04.939	2:00.069 108.807	5
10	17		Romain RIVALS / FRA		Team Albi Motor Racing RENAULT	12	24:57.516 104.689	1:06.574 25.375	2:03.236 106.011	7
11	31		Patrick CHATELAIN / FRA		Team Truck Toulousain IVECO	12	24:59.530 104.548	1:08.588 02.014	2:02.861 106.335	10
12	14		Matthieu BERNARD / FRA		Team 14 RENAULT	12	25:11.374 103.729	1:20.432 11.844	2:04.514 104.923	11
13	71		Stéphane LANGUILLAT / FRA		Team Creteil Camion de Course RENAULT	12	25:15.989 103.413	1:25.047 04.615	2:03.633 105.671	7
14	10		Jennifer JANIEC / FRA		Team Janiec Racing Team MAN	12	25:50.184 101.132	1:59.242 34.195	2:02.723 106.454	3
15	9		Fabrice CHAIGNAUD / FRA		Team FFC RENAULT	12	25:55.262 100.802	2:04.320 05.078	2:07.535 102.438	8
16	27		Pierre-Yves JAMES / FRA		Team James Competition MAN	12	25:55.711 100.772	2:04.769 00.449	2:06.841 102.998	10
17	81		Sébastien DESCOFFRES / FRA		Team Camion Course Cepetois RENAULT	12	25:59.314 100.540	2:08.372 03.603	2:07.483 102.480	4
18	16		Florian DEFAYE / FRA		Team Camion Course Cepetois RENAULT	9	19:34.432 100.116	3 Runden 3 Runden	2:07.455 102.502	6
DID NOT CLASSIFY										
	11		Kévin BASSANELLI / FRA		DAF	5	10:40.876 101.926	7 Runden	2:05.138 104.400	4
	30		Dimitri TREUVEY / FRA		MAN	4	9:26.763 92.204	8 Runden	2:11.149 99.615	3
	22		José SOUSA / FRA		Team Viry Truck Racing FREIGHTLINER	1	2:44.997 79.180	11 Runden	00.000 0.000	

fastest lap: 20 CALVET Téo 1:57.487 =111.199 km/h

TRUCK #10 - 30 DRIVE THROUGH SUBSTITUTE PENALTY

Issued:	Clerk of the Course:	Timekeeper:
---------	----------------------	-------------


subject to final scrutineering

36. INT. ADAC TRUCK-GRAND-PRIX

Nürburgring, length 3629 m

13. - 16. July 2023

FFSA ADAC Mittelrhein Cup



Lap by Lap race 1, 14.07.2023

-Reg.No.: R-12863-Truck/23

2 Thomas ROBINEAU , MAN / FRA															
1	2:03.052	2	1:58.928	3	1:58.658	4	1:58.758	5	1:58.038	6	1:59.703	7	1:58.840	8	1:59.623
9	1:59.382	10	1:59.408	11	2:00.861	12	1:59.953								

9 Fabrice CHAIGNAUD , RENAULT / FRA															
1	2:19.533	2	2:09.950	3	2:10.726	4	2:07.830	5	2:08.156	6	2:09.165	7	2:08.999	8	2:07.535
9	2:08.445	10	2:08.407	11	2:08.034	12	2:08.482								

10 Jennifer JANIEC , MAN / FRA															
1	2:09.531	2	2:05.633	3	2:02.723	4	2:04.833	pit	2:07.936	6	2:15.904	7	2:02.917	8	2:04.498
9	2:04.561	10	2:03.840	11	2:04.869	12	2:12.939								

11 Kévin BASSANELLI , DAF / FRA															
1	2:17.323	2	2:05.590	3	2:05.760	4	2:05.138	5	2:07.065						

14 Matthieu BERNARD , RENAULT / FRA															
1	2:14.090	2	2:04.647	3	2:04.659	4	2:04.982	5	2:06.941	6	2:04.939	7	2:05.081	8	2:05.052
9	2:05.021	10	2:05.084	11	2:04.514	12	2:06.364								

15 Lucas RIVALS , RENAULT / FRA															
1	2:11.623	2	2:03.961	3	2:04.201	4	2:01.539	5	2:00.069	6	2:01.363	7	2:00.874	8	2:00.756
9	2:01.373	10	2:01.262	11	2:03.171	12	2:01.949								

16 Florian DEFAYE , RENAULT / FRA															
1	2:18.628	2	2:12.392	3	2:15.323	4	2:07.574	5	2:08.260	6	2:07.455	7	2:08.669	8	2:07.911
9	2:08.220														

17 Romain RIVALS , RENAULT / FRA															
1	2:12.260	2	2:04.028	3	2:03.904	4	2:04.443	5	2:04.284	6	2:04.088	7	2:03.236	8	2:04.091
9	2:04.647	10	2:03.936	11	2:04.487	12	2:04.112								

20 Téo CALVET , FREIGHTLINER / FRA															
1	2:00.825	2	1:57.487	3	1:58.469	4	1:58.034	5	1:58.974	6	1:58.730	7	1:59.224	8	1:59.034
9	1:59.192	10	1:59.409	11	2:00.257	12	2:01.307								

21 Raphael SOUSA , FREIGHTLINER / FRA															
1	2:02.048	2	1:57.704	3	1:57.852	4	1:58.773	5	1:58.795	6	1:58.553	7	1:58.811	8	1:59.152
9	1:59.977	10	1:58.761	11	2:00.078	12	2:01.822								

22 José SOUSA , FREIGHTLINER / FRA															
pit	2:44.997														

24 Yorick MONTAGNE , RENAULT / FRA															
1	2:05.092	2	1:59.653	3	1:59.701	4	2:00.594	5	1:59.873	6	2:01.034	7	2:00.319	8	2:00.358
9	2:00.581	10	2:00.703	11	2:01.256	12	2:00.986								


27 Pierre-Yves JAMES , MAN / FRA															
1	2:22.049	2	2:09.671	3	2:09.270	4	2:07.406	5	2:08.192	6	2:09.075	7	2:09.289	8	2:09.026
9	2:08.378	10	2:06.841	11	2:08.891	12	2:07.623								

36. INT. ADAC TRUCK-GRAND-PRIX

Nürburgring, length 3629 m

13. - 16. July 2023

FFSA ADAC Mittelrhein Cup



Lap by Lap race 1, 14.07.2023

-Reg.No.: R-12863-Truck/23

30 Dimitri TREUVEY , MAN / FRA													
1	2:21.181	2	2:21.583	3	2:11.149	pit	2:32.850						

31 Patrick CHATELAIN , IVECO / FRA															
1	2:15.942	2	2:05.274	3	2:03.653	4	2:04.894	5	2:04.563	6	2:03.809	7	2:03.743	8	2:03.497
9	2:03.356	10	2:02.861	11	2:04.099	12	2:03.839								

40 Anthony ROBINEAU , MAN / FRA															
1	2:07.752	2	2:01.249	3	2:01.426	4	2:02.212	5	2:00.114	6	2:00.170	7	2:00.524	8	1:59.993
9	2:01.112	10	2:04.089	11	2:00.725	12	2:01.664								

44 Jonathan ANDRÉ , MAN / FRA															
1	2:10.028	2	2:00.505	3	2:00.074	4	2:00.293	5	1:59.522	6	2:00.401	7	2:00.303	8	2:01.343
9	2:00.750	10	2:02.801	11	2:00.705	12	2:00.562								

68 Aurélien HERGOTT , DAF / FRA															
1	2:11.228	2	2:03.019	3	2:03.419	4	2:01.965	5	2:00.639	6	2:00.960	7	2:00.666	8	2:00.906
9	2:01.126	10	2:01.076	11	2:01.073	12	2:01.125								

71 Stéphane LANGUILLAT , RENAULT / FRA															
1	2:09.205	2	2:03.759	3	2:04.801	4	2:17.829	5	2:06.058	6	2:03.793	7	2:03.633	8	2:04.166
9	2:04.875	10	2:03.918	11	2:04.228	12	2:09.724								

81 Sébastien DESCOFFRES , RENAULT / FRA															
1	2:22.984	2	2:07.660	3	2:08.515	4	2:07.483	5	2:08.631	6	2:08.633	7	2:09.165	8	2:09.731
9	2:08.497	10	2:09.522	11	2:09.225	12	2:09.268								


94 Ivan RODRIGUES , MAN / FRA															
1	2:06.342	2	2:00.620	3	2:00.995	4	2:01.238	5	2:00.797	6	2:00.114	7	2:00.520	8	2:01.480
9	2:00.909	10	2:04.589	11	2:01.122	12	2:01.326								

36. INT. ADAC TRUCK-GRAND-PRIX

Nürburgring, length 3629 m

13. - 16. July 2023

FFSA ADAC Mittelrhein Cup



Lap Analysis race 1, 14.07.2023

-Reg.No.: R-12863-Truck/23

2 Thomas ROBINEAU (FRA) (MAN)

Theoretische Bestzeit: 1:57.869

Lap	D	Time	S1	S2	S3	Lap	D	Time	S1	S2	S3
1	1	2:03.052	1:05.268	29.913	27.871	7	1	1:58.840	1:00.393	30.042	28.405
2	1	1:58.928	1:00.607	30.184	28.137	8	1	1:59.623	1:00.986	30.176	28.461
3	1	1:58.658	1:00.386	30.016	28.256	9	1	1:59.382	1:00.406	30.107	28.869
4	1	1:58.758	1:00.336	29.997	28.425	10	1	1:59.408	1:00.788	30.206	28.414
5	1	1:58.038	1:00.261	29.737	28.040	11	1	2:00.861	1:01.790	30.530	28.541
6	1	1:59.703	1:00.716	30.322	28.665	12	1	1:59.953	1:01.250	30.237	28.466

9 Fabrice CHAIGNAUD (FRA) (RENAULT)

Theoretische Bestzeit: 2:06.944

Lap	D	Time	S1	S2	S3	Lap	D	Time	S1	S2	S3
1	1	2:19.533	1:16.373	32.182	30.978	7	1	2:08.999	1:06.066	31.981	30.952
2	1	2:09.950	1:05.998	32.961	30.991	8	1	2:07.535	1:04.882	31.919	30.734
3	1	2:10.726	1:06.747	32.905	31.074	9	1	2:08.445	1:05.158	31.891	31.396
4	1	2:07.830	1:05.155	31.590	31.085	10	1	2:08.407	1:05.406	31.797	31.204
5	1	2:08.156	1:05.246	31.328	31.582	11	1	2:08.034	1:05.506	31.655	30.873
6	1	2:09.165	1:05.995	31.723	31.447	12	1	2:08.482	1:05.666	31.923	30.893

10 Jennifer JANIEC (FRA) (MAN)

Theoretische Bestzeit: 2:01.886

Lap	D	Time	S1	S2	S3	Lap	D	Time	S1	S2	S3
1	1	2:09.531	1:09.225	30.658	29.648	7	1	2:02.917	1:02.641	30.792	29.484
2	1	2:05.633			30.610	8	1	2:04.498	1:03.435	31.119	29.944
3	1	2:02.723	1:02.104	30.758	29.861	9	1	2:04.561	1:03.126	31.144	30.291
4	1	2:04.833	1:04.889	30.820	29.124	10	1	2:03.840	1:03.478	30.995	29.367
5	1	2:07.936	1:02.377	30.771		11	1	2:04.869	1:03.878	31.558	29.433
6	1	2:15.904	1:15.600	31.001	29.303	12	1	2:12.939	1:10.087	31.688	31.164

11 Kévin BASSANELLI (FRA) (DAF)

Theoretische Bestzeit: 2:04.776

Lap	D	Time	S1	S2	S3	Lap	D	Time	S1	S2	S3
1	1	2:17.323	1:13.293	32.230	31.800	4	1	2:05.138	1:04.590	30.820	29.728
2	1	2:05.590	1:04.221	31.507	29.855	5	1	2:07.065	1:05.217	31.796	30.052
3	1	2:05.760	1:04.682	30.979	30.099						

14 Matthieu BERNARD (FRA) (RENAULT)

Theoretische Bestzeit: 2:03.877

Lap	D	Time	S1	S2	S3	Lap	D	Time	S1	S2	S3
1	1	2:14.090	1:12.472	31.435	30.183	7	1	2:05.081	1:03.618	31.422	30.041
2	1	2:04.647	1:03.024	31.661	29.962	8	1	2:05.052	1:03.588	31.575	29.889
3	1	2:04.659	1:03.793	31.103	29.763	9	1	2:05.021	1:03.575	31.188	30.258
4	1	2:04.982	1:03.772	31.460	29.750	10	1	2:05.084	1:03.993	31.280	29.811
5	1	2:06.941	1:03.589	31.296	32.056	11	1	2:04.514	1:03.549	31.133	29.832
6	1	2:04.939	1:03.733	31.310	29.896	12	1	2:06.364	1:04.068	31.780	30.516

15 Lucas RIVALS (FRA) (RENAULT)

Theoretische Bestzeit: 2:00.069

Lap	D	Time	S1	S2	S3	Lap	D	Time	S1	S2	S3
1	1	2:11.623	1:11.032	30.451	30.140	7	1	2:00.874	1:01.652	30.123	29.099
2	1	2:03.961	1:02.564	30.876	30.521	8	1	2:00.756	1:01.466	30.302	28.988
3	1	2:04.201	1:02.395	30.860	30.946	9	1	2:01.373	1:01.376	30.503	29.494
4	1	2:01.539	1:01.948	30.158	29.433	10	1	2:01.262	1:01.732	30.414	29.116
5	1	2:00.069	1:01.061	30.077	28.932	11	1	2:03.171	1:03.005	30.789	29.377
6	1	2:01.363	1:01.685	30.386	29.292	12	1	2:01.949	1:02.235	30.339	29.375

16 Florian DEFAYE (FRA) (RENAULT)

Theoretische Bestzeit: 2:06.559

Lap	D	Time	S1	S2	S3	Lap	D	Time	S1	S2	S3
1	1	2:18.628	1:15.424	31.852	31.352	6	1	2:07.455	1:05.101	32.126	30.222
2	1	2:12.392	1:06.941	31.970	33.481	7	1	2:08.669	1:05.729	31.350	31.590
3	1	2:15.323	1:13.233	31.322	30.768	8	1	2:07.911	1:05.395	31.230	31.286
4	1	2:07.574	1:05.323	31.559	30.692	9	1	2:08.220	1:05.924	31.403	30.893
5	1	2:08.260	1:05.480	32.123	30.657						

36. INT. ADAC TRUCK-GRAND-PRIX

Nürburgring, length 3629 m

13. - 16. July 2023

FFSA ADAC Mittelrhein Cup



Lap Analysis race 1, 14.07.2023

-Reg.No.: R-12863-Truck/23

17 Romain RIVALS (FRA) (RENAULT)						Theoretische Bestzeit: 2:02.975					
Lap	D	Time	S1	S2	S3	Lap	D	Time	S1	S2	S3
1	1	2:12.260	1:11.662	30.796	29.802	7	1	2:03.236	1:03.050	30.624	29.562
2	1	2:04.028	1:03.142	31.050	29.836	8	1	2:04.091	1:03.482	30.820	29.789
3	1	2:03.904	1:02.781	30.893	30.222	9	1	2:04.647	1:03.857	31.008	29.782
4	1	2:04.443	1:03.926	30.677	29.840	10	1	2:03.936	1:03.118	30.946	29.872
5	1	2:04.284	1:03.535	30.749	30.000	11	1	2:04.487	1:03.040	31.259	30.188
6	1	2:04.088	1:03.736	30.638	29.714	12	1	2:04.112	1:03.411	30.695	30.006

20 Téo CALVET (FRA) (FREIGHTLINER)						Theoretische Bestzeit: 1:57.487					
Lap	D	Time	S1	S2	S3	Lap	D	Time	S1	S2	S3
1	1	2:00.825	1:02.845	29.701	28.279	7	1	1:59.224	1:00.672	29.967	28.585
2	1	1:57.487	1:00.091	29.595	27.797	8	1	1:59.034	1:00.476	29.785	28.773
3	1	1:58.469	1:00.271	29.809	28.389	9	1	1:59.192	1:00.526	29.806	28.860
4	1	1:58.034	1:00.369	29.727	27.938	10	1	1:59.409	1:00.708	29.825	28.876
5	1	1:58.974	1:00.232	29.912	28.830	11	1	2:00.257	1:01.121	30.397	28.739
6	1	1:58.730	1:00.349	29.943	28.438	12	1	2:01.307	1:00.848	30.010	30.449

21 Raphael SOUSA (FRA) (FREIGHTLINER)						Theoretische Bestzeit: 1:57.549					
Lap	D	Time	S1	S2	S3	Lap	D	Time	S1	S2	S3
1	1	2:02.048	1:04.269	29.852	27.927	7	1	1:58.811	1:00.555	29.992	28.264
2	1	1:57.704	1:00.045	29.712	27.947	8	1	1:59.152	1:01.015	29.900	28.237
3	1	1:57.852	59.910	29.891	28.051	9	1	1:59.977	1:01.016	29.882	29.079
4	1	1:58.773	1:00.221	29.843	28.709	10	1	1:58.761	1:00.596	29.895	28.270
5	1	1:58.795	1:00.502	30.135	28.158	11	1	2:00.078	1:01.283	30.089	28.706
6	1	1:58.553	1:00.394	29.983	28.176	12	1	2:01.822	1:01.961	30.148	29.713

22 José SOUSA (FRA) (FREIGHTLINER)						Theoretische Bestzeit:					
Lap	D	Time	S1	S2	S3	Lap	D	Time	S1	S2	S3
1	1	2:44.997	1:16.093	43.648							

24 Yorick MONTAGNE (FRA) (RENAULT)						Theoretische Bestzeit: 1:59.566					
Lap	D	Time	S1	S2	S3	Lap	D	Time	S1	S2	S3
1	1	2:05.092	1:06.178	30.292	28.622	7	1	2:00.319	1:01.226	30.106	28.987
2	1	1:59.653	1:01.183	29.907	28.563	8	1	2:00.358	1:01.257	30.135	28.966
3	1	1:59.701	1:01.274	29.882	28.545	9	1	2:00.581	1:01.131	30.341	29.101
4	1	2:00.594	1:01.358	30.083	29.153	10	1	2:00.703	1:01.547	30.037	29.119
5	1	1:59.873	1:01.237	29.907	28.729	11	1	2:01.256	1:01.958	30.269	29.029
6	1	2:01.034	1:01.964	30.193	28.877	12	1	2:00.986	1:01.481	30.282	29.223

27 Pierre-Yves JAMES (FRA) (MAN)						Theoretische Bestzeit: 2:06.446					
Lap	D	Time	S1	S2	S3	Lap	D	Time	S1	S2	S3
1	1	2:22.049	1:17.938	32.306	31.805	7	1	2:09.289	1:05.993	32.401	30.895
2	1	2:09.671	1:07.532	31.802	30.337	8	1	2:09.026	1:04.821	32.556	31.649
3	1	2:09.270	1:05.809	32.265	31.196	9	1	2:08.378	1:04.920	31.941	31.517
4	1	2:07.406	1:04.834	32.053	30.519	10	1	2:06.841	1:04.781	31.584	30.475
5	1	2:08.192	1:05.317	31.634	31.241	11	1	2:08.891	1:06.091	31.327	31.473
6	1	2:09.075	1:06.239	31.741	31.095	12	1	2:07.623	1:05.205	31.655	30.763


30 Dimitri TREUVEY (FRA) (MAN)						Theoretische Bestzeit: 2:10.761					
Lap	D	Time	S1	S2	S3	Lap	D	Time	S1	S2	S3
1	1	2:21.181	1:17.037	32.186	31.958	3	1	2:11.149	1:06.731	32.064	32.346
2	1	2:21.583	1:16.970	32.443	32.170	4	1	2:32.850	1:06.898	32.492	

36. INT. ADAC TRUCK-GRAND-PRIX

Nürburgring, length 3629 m

13. - 16. July 2023

FFSA ADAC Mittelrhein Cup



Lap Analysis race 1, 14.07.2023

-Reg.No.: R-12863-Truck/23

31 Patrick CHATELAIN (FRA) (IVECO)						Theoretische Bestzeit: 2:02.681					
Lap	D	Time	S1	S2	S3	Lap	D	Time	S1	S2	S3
1	1	2:15.942	1:13.326	32.018	30.598	7	1	2:03.743	1:02.811	31.483	29.442
2	1	2:05.274	1:03.217	31.271	30.786	8	1	2:03.497	1:03.169	30.508	29.820
3	1	2:03.653	1:03.226	30.711	29.716	9	1	2:03.356	1:03.341	30.488	29.527
4	1	2:04.894	1:04.528	30.825	29.541	10	1	2:02.861	1:02.992	30.494	29.375
5	1	2:04.563	1:02.889	31.069	30.605	11	1	2:04.099	1:02.920	31.402	29.777
6	1	2:03.809	1:03.183	30.877	29.749	12	1	2:03.839	1:02.936	30.558	30.345

40 Anthony ROBINEAU (FRA) (MAN)						Theoretische Bestzeit: 1:59.661					
Lap	D	Time	S1	S2	S3	Lap	D	Time	S1	S2	S3
1	1	2:07.752	1:07.853	30.387	29.512	7	1	2:00.524	1:01.365	29.961	29.198
2	1	2:01.249	1:02.067	30.055	29.127	8	1	1:59.993	1:00.951	29.990	29.047
3	1	2:01.426	1:01.664	30.310	29.452	9	1	2:01.112	1:02.130	29.885	29.097
4	1	2:02.212	1:02.751	30.437	29.024	10	1	2:04.089	1:02.114	31.362	30.613
5	1	2:00.114	1:01.261	29.955	28.898	11	1	2:00.725	1:01.709	29.912	29.104
6	1	2:00.170	1:01.366	29.984	28.820	12	1	2:01.664	1:01.562	30.294	29.808

44 Jonathan ANDRÉ (FRA) (MAN)						Theoretische Bestzeit: 1:59.155					
Lap	D	Time	S1	S2	S3	Lap	D	Time	S1	S2	S3
1	1	2:10.028	1:10.317	30.097	29.614	7	1	2:00.303	1:01.748	29.873	28.682
2	1	2:00.505	1:02.181	29.888	28.436	8	1	2:01.343	1:01.750	30.119	29.474
3	1	2:00.074	1:01.308	30.028	28.738	9	1	2:00.750	1:02.060	30.114	28.576
4	1	2:00.293	1:01.554	29.782	28.957	10	1	2:02.801	1:03.421	30.739	28.641
5	1	1:59.522	1:00.931	29.957	28.628	11	1	2:00.705	1:01.331	30.378	28.996
6	1	2:00.401	1:01.442	30.095	28.864	12	1	2:00.562	1:01.107	30.153	29.302

68 Aurélien HERGOTT (FRA) (DAF)						Theoretische Bestzeit: 2:00.462					
Lap	D	Time	S1	S2	S3	Lap	D	Time	S1	S2	S3
1	1	2:11.228	1:10.627	30.705	29.896	7	1	2:00.666	1:01.559	30.341	28.766
2	1	2:03.019	1:02.321	31.346	29.352	8	1	2:00.906	1:01.621	30.492	28.793
3	1	2:03.419	1:02.139	31.046	30.234	9	1	2:01.126	1:01.626	30.582	28.918
4	1	2:01.965	1:02.362	30.536	29.067	10	1	2:01.076	1:01.843	30.448	28.785
5	1	2:00.639	1:01.361	30.342	28.935	11	1	2:01.073	1:01.804	30.510	28.759
6	1	2:00.960	1:01.677	30.368	28.915	12	1	2:01.125	1:01.725	30.384	29.016

71 Stéphane LANGUILLAT (FRA) (RENAULT)						Theoretische Bestzeit: 2:03.127					
Lap	D	Time	S1	S2	S3	Lap	D	Time	S1	S2	S3
1	1	2:09.205	1:08.757	30.701	29.747	7	1	2:03.633	1:03.031	31.095	29.502
2	1	2:03.759	1:03.613	30.589	29.557	8	1	2:04.166	1:03.387	31.252	29.527
3	1	2:04.801	1:03.178	31.166	30.457	9	1	2:04.875	1:03.451	31.297	30.127
4	1	2:17.829	1:17.083	31.192	29.554	10	1	2:03.918	1:03.340	30.952	29.626
5	1	2:06.058	1:03.666	31.959	30.433	11	1	2:04.228	1:03.482	30.998	29.748
6	1	2:03.793	1:03.247	30.956	29.590	12	1	2:09.724	1:08.717	31.201	29.806


81 Sébastien DESCOFFRES (FRA) (RENAULT)						Theoretische Bestzeit: 2:06.690					
Lap	D	Time	S1	S2	S3	Lap	D	Time	S1	S2	S3
1	1	2:22.984	1:18.925	32.331	31.728	7	1	2:09.165	1:05.915	31.778	31.472
2	1	2:07.660	1:05.730	31.334	30.596	8	1	2:09.731	1:05.311	33.554	30.866
3	1	2:08.515	1:05.747	32.323	30.445	9	1	2:08.497	1:05.268	31.965	31.264
4	1	2:07.483	1:04.911	31.561	31.011	10	1	2:09.522	1:06.853	31.603	31.066
5	1	2:08.631	1:05.181	32.025	31.425	11	1	2:09.225	1:06.003	32.028	31.194
6	1	2:08.633	1:05.898	31.698	31.037	12	1	2:09.268	1:06.328	31.714	31.226

36. INT. ADAC TRUCK-GRAND-PRIX

Nürburgring, length 3629 m

13. - 16. July 2023

FFSA ADAC Mittelrhein Cup



Lap Analysis race 1, 14.07.2023

-Reg.No.: R-12863-Truck/23

94 Ivan RODRIGUES (FRA) (MAN)

Theoretische Bestzeit: 1:59.819


Lap	D	Time	S1	S2	S3	Lap	D	Time	S1	S2	S3
1	1	2:06.342	1:06.983	30.694	28.665	7	1	2:00.520	1:01.003	30.333	29.184
2	1	2:00.620	1:01.463	30.555	28.602	8	1	2:01.480	1:01.287	30.539	29.654
3	1	2:00.995	1:01.885	30.320	28.790	9	1	2:00.909	1:01.455	30.274	29.180
4	1	2:01.238	1:02.105	30.412	28.721	10	1	2:04.589	1:04.491	30.586	29.512
5	1	2:00.797	1:01.375	30.449	28.973	11	1	2:01.122	1:01.461	30.587	29.074
6	1	2:00.114	1:01.083	30.214	28.817	12	1	2:01.326	1:01.642	30.394	29.290

36. INT. ADAC TRUCK-GRAND-PRIX

Nürburgring, length 3629 m

13. - 16. July 2023

FFSA ADAC Mittelrhein Cup



Best Sector Times race 1

-Reg.No.: R-12863-Truck/23

Pos.	sector 1			sector 2			sector 3			theoretical and best lap time				
	No	Driver	Time	No	Driver	Time	No	Driver	Time	No	Driver	theoretical	Best	Pos
1	21	SOUSA R.	59.910	20	CALVET T.	29.595	20	CALVET T.	27.797	20	CALVET T.	1:57.487	1:57.487	
2	20	CALVET T.	1:00.095	21	SOUSA R.	29.712	2	ROBINEAU T.	27.871	21	SOUSA R.	1:57.549	1:57.704	
3	2	ROBINEAU T.	1:00.261	2	ROBINEAU T.	29.737	21	SOUSA R.	27.927	2	ROBINEAU T.	1:57.869	1:58.038	
4	44	ANDRÉ J.	1:00.937	44	ANDRÉ J.	29.782	44	ANDRÉ J.	28.436	44	ANDRÉ J.	1:59.155	1:59.522	
5	40	ROBINEAU A.	1:00.956	24	MONTAGNE Y.	29.882	24	MONTAGNE Y.	28.545	24	MONTAGNE Y.	1:59.566	1:59.653	
6	94	RODRIGUES I.	1:01.003	40	ROBINEAU A.	29.885	94	RODRIGUES I.	28.602	40	ROBINEAU A.	1:59.661	1:59.993	
7	15	RIVALS L.	1:01.060	15	RIVALS L.	30.077	68	HERGOTT A.	28.759	94	RODRIGUES I.	1:59.819	2:00.114	
8	24	MONTAGNE Y.	1:01.139	94	RODRIGUES I.	30.214	40	ROBINEAU A.	28.820	15	RIVALS L.	2:00.069	2:00.069	
9	68	HERGOTT A.	1:01.362	68	HERGOTT A.	30.341	15	RIVALS L.	28.932	68	HERGOTT A.	2:00.462	2:00.639	
10	10	JANIEC J.	1:02.104	31	CHATELAIN P.	30.488	10	JANIEC J.	29.124	10	JANIEC J.	2:01.886	2:02.723	
11	17	RIVALS R.	1:02.789	71	LANGUILLAT S.	30.589	31	CHATELAIN P.	29.375	31	CHATELAIN P.	2:02.681	2:02.861	
12	31	CHATELAIN P.	1:02.818	17	RIVALS R.	30.624	71	LANGUILLAT S.	29.502	17	RIVALS R.	2:02.975	2:03.236	
13	14	BERNARD M.	1:03.024	10	JANIEC J.	30.658	17	RIVALS R.	29.562	71	LANGUILLAT S.	2:03.127	2:03.633	
14	71	LANGUILLAT S.	1:03.036	11	BASSANELLI K.	30.820	11	BASSANELLI K.	29.728	14	BERNARD M.	2:03.877	2:04.514	
15	11	BASSANELLI K.	1:04.228	14	BERNARD M.	31.103	14	BERNARD M.	29.750	11	BASSANELLI K.	2:04.776	2:05.138	
16	27	JAMES P.	1:04.782	16	DEFAYE F.	31.230	16	DEFAYE F.	30.222	27	JAMES P.	2:06.446	2:06.841	
17	9	CHAIGNAUD F.	1:04.882	27	JAMES P.	31.327	27	JAMES P.	30.337	16	DEFAYE F.	2:06.559	2:07.455	
18	81	DESCOFFRES S.	1:04.911	9	CHAIGNAUD F.	31.328	81	DESCOFFRES S.	30.445	81	DESCOFFRES S.	2:06.690	2:07.483	
19	16	DEFAYE F.	1:05.107	81	DESCOFFRES S.	31.334	9	CHAIGNAUD F.	30.734	9	CHAIGNAUD F.	2:06.944	2:07.535	
20	30	TREUVEY D.	1:06.739	30	TREUVEY D.	32.064	30	TREUVEY D.	31.958	30	TREUVEY D.	2:10.761	2:11.149	
21	22	SOUSA J.	00.000	22	SOUSA J.	43.648	22	SOUSA J.	f6:35:53	22	SOUSA J.	00.000	00.000	



Lapchart: FFSA ADAC Mittelrhein Cup race 1

POS	1	2	3	4	5	6	7	8	9	10	11	12	13	14	15	16	17	18	19	20	21	22
LAP 1	20	21	2	24	94	40	71	10	44	68	15	17	14	31	11	16	9	30	27	81	22.	
LAP 2	20	21	2	24	94	40	44	71	68	10	15	17	14	31	11	9	81	16	27	30		
LAP 3	20	21	2	24	94	40	44	68	71	10	15	17	14	31	11	81	9	27	16	30		
LAP 4	20	21	2	24	94	44	40	68	15	10	17	14	31	11	71	81	9	27	16	30.		
LAP 5	20	21	2	24	94	44	40	68	15	17	10.	31	14	11	71	81	9	27	16			
LAP 6	20	21	2	24	94	44	40	68	15	17	31	14	71	10	81	9	27	16				
LAP 7	20	21	2	24	94	44	40	68	15	17	31	14	71	10	81	9	27	16				
LAP 8	20	21	2	24	94	44	40	68	15	17	31	14	71	10	9	81	27	16				
LAP 9	20	21	2	24	94	44	40	68	15	17	31	14	71	10	9	81	27	16				
LAP 10	20	21	2	24	44	94	40	68	15	17	31	14	71	10	9	27	81					
LAP 11	20	21	2	24	44	94	40	68	15	17	31	14	71	10	9	27	81					
LAP 12	20	21	2	24	44	94	40	68	15	17	31	14	71	10	9	27	81					