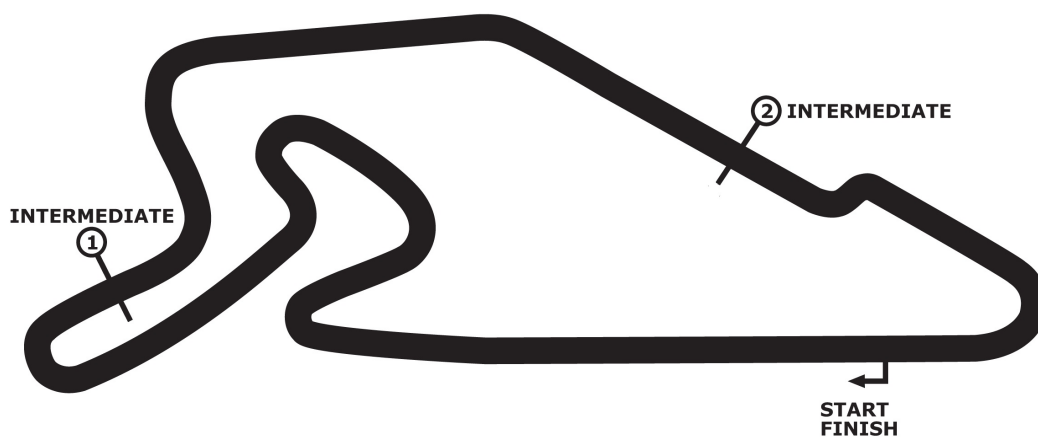




36. INT. ADAC TRUCK-GRAND-PRIX

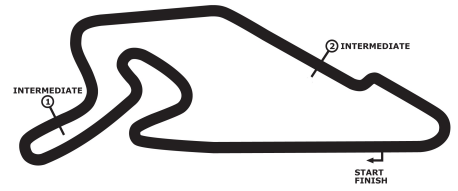
free practice 2



Nürburgring 3629 m
ROUND 4: NÜRBURGRING (DEU)
13. - 16. July 2023

wige





36. INT. ADAC TRUCK-GRAND-PRIX

Nürburgring, length 3629 m

13. - 16. July 2023

Goodyear FIA European Truck Racing Championship

Result free practice 2, 14.07.2023

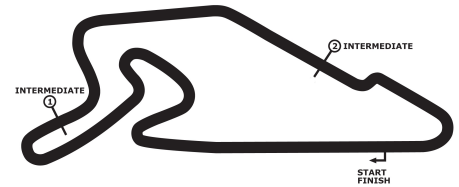
FIA-Visa.No.: 4ETRC-DEU 22.06.2023

POS	No.	CL.	Name (NAT) Entrant (NAT)	Make Team	Laps %	Fastest Gap	Lap Diff	km/h
1	1		Norbert KISS (HUN) RÉVÉSZ RACING (HUN)	MAN RÉVÉSZ & T SPORT	8 100.00	1:54.520		114.080
2	33		Jamie ANDERSON (GBR) Jamie Anderson (GBR)	MAN Löwen Power	14 100.96	1:55.622 01.102	01.102	112.992
3	23		Antonio ALBACETE (ESP) Team T Sport Bernau (AUT)	MAN RÉVÉSZ & T SPORT	13 101.07	1:55.742 01.222	00.120	112.875
4	2		Jochen HAHN (DEU) Jochen Hahn (DEU)	IVECO Die Bullen von IVECO	13 101.33	1:56.045 01.525	00.303	112.580
5	11		André KURSIM (DEU) Andre Kursim (DEU)	IVECO	14 101.53	1:56.270 01.750	00.225	112.363
6	38		José Eduardo RODRIGUES (PRT) José Eduardo Rodrigues (PRT)	MAN	13 101.61	1:56.368 01.848	00.098	112.268
7	44		Stephanie HALM (DEU) Stephanie Halm (DEU)	IVECO Die Bullen von IVECO	11 101.69	1:56.453 01.933	00.085	112.186
8	3		Sascha LENZ (DEU) SL Apollo Tyres Trucksport (DEU)	MAN Löwen Power	15 101.87	1:56.662 02.142	00.209	111.985
9	22	RBR	Lukas HAHN (DEU) Lukas Hahn (DEU)	IVECO	14 101.99	1:56.799 02.279	00.137	111.854
10	24		Steffen FAAS (DEU) Tankpool 24 Racing (DEU)	SCANIA Sweden Power	13 102.23	1:57.078 02.558	00.279	111.587
11	81		Mark TAYLOR (GBR) Mark Taylor (GBR)	MAN Newell & Taylor	15 102.62	1:57.521 03.001	00.443	111.167
12	64		Luis RECUENCO (ESP) Luis Recuenco (ESP)	IVECO	13 102.91	1:57.849 03.329	00.328	110.857
13	25		Heinrich Clemens HECKER (DEU) Heinrich Clemens Hecker (DEU)	SCANIA Sweden Power	14 103.03	1:57.991 03.471	00.142	110.724
14	18		John NEWELL (GBR) John Newell (GBR)	MAN Newell & Taylor	6 103.46	1:58.486 03.966	00.495	110.261
15	15	RBR	Erwin KLEINAGELVOORT (NLD) Erwin Kleinnagelvoort (NLD)	SCANIA	12 103.60	1:58.647 04.127	00.161	110.112

TRUCK #15 - CANCELLATION OF RELEVANT LAP TIMES - SMOKE

FIA Race Director: <i>Michal MAREK (CZE)</i>	Stewards: 	FIA Chief Timekeeper: <i>Stefan SCHLERKMANN (DEU)</i>	Publication time: <i>14.7.2023</i>
---	-------------------	--	---

Subject to final scrutineering !



36. INT. ADAC TRUCK-GRAND-PRIX

Nürburgring, length 3629 m

13. - 16. July 2023

Goodyear FIA European Truck Racing Championship

Lap by Lap free practice 2, 14.07.2023

FIA-Visa.No.: 4ETRC-DEU 22.06.2023

1 Norbert KISS , MAN TITAN / HUN															
1	3:32.225	2	2:22.723	3	2:19.410	4	1:55.171	5	2:39.633	6	2:33.231	7	1:54.520	pit	2:50.785

2 Jochen HAHN , IVECO TITAN / DEU															
pit	2:25.523	2	4:40.493	3	1:56.521	4	1:56.045	5	2:00.064	6	1:56.101	7	2:13.043	8	1:57.951
pit	2:07.034	10	4:22.786	11	1:56.441	12	1:58.012	pit	2:27.215						

3 Sascha LENZ , MAN TITAN / DEU															
1	3:04.039	2	2:31.601	3	1:56.662	4	2:09.009	5	1:56.751	pit	2:26.615	7	2:44.938	8	1:56.728
9	1:59.300	10	1:57.068	11	2:08.251	12	2:16.725	13	1:58.264	14	2:09.380	pit	2:45.278		

11 André KURSIM , IVECO TITAN / DEU															
1	2:34.196	2	2:25.720	3	1:56.390	4	1:56.270	5	1:56.468	pit	2:24.986	7	3:12.231	8	2:09.969
9	2:12.148	10	1:56.656	pit	2:08.309	12	2:44.002	13	1:57.564	pit	2:36.720				

15 Erwin KLEINNAGELVOORT , SCANIA CHROME / NLD															
1	3:15.440	2	2:02.028	3	1:59.016	pit	2:20.771	5	4:11.959	6	1:58.947	pit	2:15.001	8	3:59.272
9	1:58.647	pit	2:11.481	11	3:37.891	12	2:01.613								

18 John NEWELL , MAN CHROME / GBR															
1	3:08.755	2	2:04.245	3	1:58.649	4	1:58.486	5	2:05.629	pit	2:52.728				

22 Lukas HAHN , IVECO CHROME / DEU															
1	2:43.052	2	1:58.014	3	1:57.451	4	2:12.945	5	1:56.799	pit	2:28.780	7	4:21.470	8	1:57.538
9	2:13.183	10	1:57.873	11	1:57.216	12	1:57.267	13	1:56.870	pit	2:58.042				

23 Antonio ALBACETE , MAN TITAN / ESP															
1	2:36.540	2	2:20.023	3	1:56.589	4	2:37.378	5	1:55.823	6	2:43.469	7	2:11.259	8	2:10.856
pit	2:14.170	10	3:39.521	11	1:55.742	12	2:13.421	pit	3:02.539						

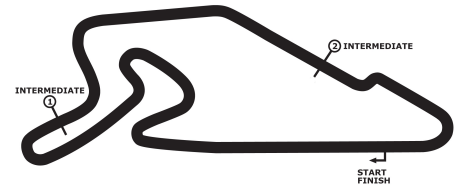
24 Steffen FAAS , SCANIA CHROME / DEU															
1	2:28.267	2	1:57.795	3	1:57.982	4	1:57.078	5	1:57.309	6	1:57.432	pit	2:46.039	8	3:36.560
9	1:57.475	10	1:58.409	11	2:18.294	12	2:04.374	pit	2:48.358						

25 Heinrich Clemens HECKER , SCANIA CHROME / DEU															
1	3:33.786	2	2:22.437	3	2:05.571	4	1:59.562	5	2:00.171	6	1:59.118	7	1:58.937	8	1:58.607
pit	2:19.463	10	4:31.108	11	1:57.991	12	1:58.279	13	1:58.068	pit	2:52.321				

33 Jamie ANDERSON , MAN TITAN / GBR															
1	3:10.763	2	2:00.227	3	1:57.591	4	1:58.115	5	1:57.031	6	1:56.514	7	1:56.630	8	1:57.369
9	2:02.314	pit	2:36.753	11	3:01.114	12	1:55.622	13	1:55.958	pit	3:07.634				

38 José Eduardo RODRIGUES , MAN CHROME / PRT															
1	2:55.074	2	2:31.769	3	1:57.194	4	1:57.122	5	1:56.771	6	2:28.843	7	1:56.368	pit	2:24.169
9	3:20.133	10	1:56.555	11	1:56.909	pit	2:14.156	pit	3:36.696						

44 Stephanie HALM , IVECO TITAN / DEU															
1	2:38.149	2	1:57.009	3	1:56.934	4	1:56.666	pit	2:07.896	6	4:53.844	7	1:56.634	pit	2:06.842
9	5:13.617	10	1:56.453	11	1:57.113										



36. INT. ADAC TRUCK-GRAND-PRIX

Nürburgring, length 3629 m

13. - 16. July 2023

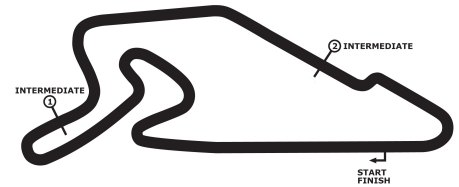
Goodyear FIA European Truck Racing Championship

Lap by Lap free practice 2, 14.07.2023

FIA-Visa.No.: 4ETRC-DEU 22.06.2023

64 Luis RECUENCO , IVECO CHROME / ESP															
1	2:56.429	2	2:19.676	3	1:59.343	4	1:59.287	5	1:59.156	6	1:59.264	7	1:57.939	8	1:58.714
9	1:58.898	pit	2:29.506	11	3:21.019	12	1:57.849	pit	2:45.792						

81 Mark TAYLOR , MAN CHROME / GBR															
1	2:58.814	2	2:07.999	3	2:00.064	4	1:58.695	5	2:23.725	6	1:57.619	7	1:57.537	8	1:58.219
9	2:28.383	10	2:15.245	11	1:57.521	12	2:01.508	13	2:23.063	14	1:58.180	15	2:44.720		



36. INT. ADAC TRUCK-GRAND-PRIX

Nürburgring, length 3629 m

13. - 16. July 2023

Goodyear FIA European Truck Racing Championship

Lap Analysis free practice 2, 14.07.2023

FIA-Visa.No.: 4ETRC-DEU 22.06.2023

1 Norbert KISS , MAN / HUN

Theoretical Best: 1:54.520

Lap	Time	S1	S2	S3	Lap	Time	S1	S2	S3
1	3:32.225	2:12.216	41.464	38.545	5	2:39.633	1:20.570	45.803	33.260
2	2:22.723	1:16.489	34.887	31.347	6	2:33.231	1:26.352	36.143	30.736
3	2:19.410	1:08.151	39.269	31.990	7	1:54.520	58.200	29.213	27.107
4	1:55.171	58.373	29.291	27.507	8	2:50.785	1:17.564	40.641	

2 Jochen HAHN , IVECO / DEU

Theoretical Best: 1:55.781

Lap	Time	S1	S2	S3	Lap	Time	S1	S2	S3
1	2:25.523	1:10.142	35.188		8	1:57.951	59.323	29.531	29.097
2	4:40.493	3:40.946	29.916	29.631	9	2:07.034	59.405	29.522	
3	1:56.521	59.153	29.536	27.832	10	4:22.786	3:20.021	32.491	30.274
4	1:56.045	58.821	29.487	27.737	11	1:56.441	59.206	29.569	27.666
5	2:00.064	59.578	29.792	30.694	12	1:58.012	59.357	29.587	29.068
6	1:56.101	59.006	29.294	27.801	13	2:27.215	1:04.727	37.070	
7	2:13.043	1:07.317	34.699	31.027					

3 Sascha LENZ , MAN / DEU

Theoretical Best: 1:56.560

Lap	Time	S1	S2	S3	Lap	Time	S1	S2	S3
1	3:04.039	1:43.652	42.343	38.044	9	1:59.300	59.745	29.490	30.065
2	2:31.601	1:27.495	31.385	32.721	10	1:57.068	59.413	29.654	28.001
3	1:56.662	59.293	29.470	27.899	11	2:08.251	1:00.180	37.655	30.416
4	2:09.009	59.796	34.885	34.328	12	2:16.725	59.648	40.143	36.934
5	1:56.751	59.222	29.471	28.058	13	1:58.264	59.726	29.958	28.580
6	2:26.615	59.961	38.651		14	2:09.380	59.338	31.754	38.288
7	2:44.938	1:44.528	31.260	29.150	15	2:45.278	1:17.185	42.994	
8	1:56.728	59.390	29.440	27.898					

11 André KURSIM , IVECO / DEU

Theoretical Best: 1:56.099

Lap	Time	S1	S2	S3	Lap	Time	S1	S2	S3
1	2:34.196	1:16.949	42.932	34.315	8	2:09.969	1:03.736	34.307	31.926
2	2:25.720	1:17.767	37.085	30.868	9	2:12.148	1:04.160	33.946	34.042
3	1:56.390	59.076	29.371	27.943	10	1:56.656	59.163	29.585	27.908
4	1:56.270	59.080	29.456	27.734	11	2:08.309	59.375	31.799	
5	1:56.468	59.290	29.448	27.730	12	2:44.002	1:45.163	30.444	28.395
6	2:24.986	1:07.778	36.060		13	1:57.564	1:00.303	29.609	27.652
7	3:12.231	1:57.500	41.346	33.385	14	2:36.720	1:04.819	44.223	

15 Erwin KLEINAGELVOORT , SCANIA / NLD

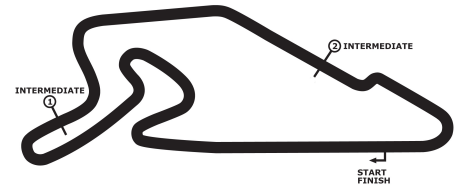
Theoretical Best: 1:58.387

Lap	Time	S1	S2	S3	Lap	Time	S1	S2	S3
1	3:15.440	1:50.987	50.603		7	2:15.001	1:03.360	30.407	
2	2:02.028	1:01.780	30.627		8	3:59.272	3:00.598	30.036	28.638
3	1:59.016	1:00.419	29.851		9	1:58.647	1:00.388	29.692	28.567
4	2:20.771	1:04.836	34.951		10	2:11.481	1:00.221	29.615	
5	4:11.959	3:11.653	30.507		11	3:37.891	2:38.711	30.085	29.095
6	1:58.947	1:00.669	29.663		12	2:01.613	1:02.842	30.221	28.550

18 John NEWELL , MAN / GBR

Theoretical Best: 1:57.635

Lap	Time	S1	S2	S3	Lap	Time	S1	S2	S3
1	3:08.755	1:46.205	45.714	36.836	4	1:58.486	1:00.687	29.725	28.074
2	2:04.245	1:03.239	31.020	29.986	5	2:05.629	59.836	29.848	35.945
3	1:58.649	1:00.528	29.769	28.352	6	2:52.728	1:20.570	42.618	



36. INT. ADAC TRUCK-GRAND-PRIX

Nürburgring, length 3629 m

13. - 16. July 2023

Goodyear FIA European Truck Racing Championship

Lap Analysis free practice 2, 14.07.2023

FIA-Visa.No.: 4ETRC-DEU 22.06.2023

22 Lukas HAHN , IVECO / DEU

Theoretical Best: 1:56.654

Lap	Time	S1	S2	S3	Lap	Time	S1	S2	S3
1	2:43.052	1:31.459	37.402	34.191	8	1:57.538	59.771	29.751	28.016
2	1:58.014	1:00.078	29.682	28.254	9	2:13.183	1:05.469	35.458	32.256
3	1:57.451	59.444	29.716	28.291	10	1:57.873	59.516	29.669	28.688
4	2:12.945	1:07.165	34.560	31.220	11	1:57.216	59.352	29.644	28.220
5	1:56.799	59.336	29.568	27.895	12	1:57.267	59.369	29.756	28.142
6	2:28.780	1:12.208	35.760		13	1:56.870	59.213	29.546	28.111
7	4:21.470	3:16.150	33.268	32.052	14	2:58.042	1:14.739	53.416	

23 Antonio ALBACETE , MAN / ESP

Theoretical Best: 1:55.407

Lap	Time	S1	S2	S3	Lap	Time	S1	S2	S3
1	2:36.540	1:29.045	36.623	30.872	8	2:10.856	1:06.868	33.605	30.383
2	2:20.023	1:14.693	34.352	30.978	9	2:14.170	59.204	29.397	
3	1:56.589	58.986	29.819	27.784	10	3:39.521	2:33.671	34.614	31.236
4	2:37.378	1:10.581	51.263	35.534	11	1:55.742	58.923	29.267	27.552
5	1:55.823	58.588	29.362	27.873	12	2:13.421	1:09.797	32.540	31.084
6	2:43.469	1:17.404	48.866	37.199	13	3:02.539	1:14.352	57.132	
7	2:11.259	1:04.169	36.109	30.981					

24 Steffen FAAS , SCANIA / DEU

Theoretical Best: 1:56.980

Lap	Time	S1	S2	S3	Lap	Time	S1	S2	S3
1	2:28.267	1:26.109	32.281	29.877	8	3:36.560	2:29.247	35.739	31.574
2	1:57.795	59.860	29.783	28.152	9	1:57.475	59.536	29.723	28.216
3	1:57.982	59.857	29.579	28.546	10	1:58.409	1:00.609	29.635	28.165
4	1:57.078	59.539	29.636	27.903	11	2:18.294	1:12.001	35.687	30.606
5	1:57.309	59.665	29.668	27.976	12	2:04.374	59.910	29.612	34.852
6	1:57.432	59.678	29.889	27.865	13	2:48.358	1:23.092	38.873	
7	2:46.039	1:18.797	42.144						

25 Heinrich Clemens HECKER , SCANIA / DEU

Theoretical Best: 1:57.600

Lap	Time	S1	S2	S3	Lap	Time	S1	S2	S3
1	3:33.786	2:16.199	40.584	37.003	8	1:58.607	1:00.151	29.828	28.628
2	2:22.437	1:15.925	34.991	31.521	9	2:19.463	1:00.088	33.655	
3	2:05.571	1:05.321	29.988	30.262	10	4:31.108	3:31.702	30.010	29.396
4	1:59.562	1:01.359	29.654	28.549	11	1:57.991	59.867	29.895	28.229
5	2:00.171	1:00.997	29.825	29.349	12	1:58.279	1:00.065	29.935	28.279
6	1:59.118	1:00.393	29.788	28.937	13	1:58.068	59.717	29.742	28.609
7	1:58.937	59.906	29.748	29.283	14	2:52.321	1:14.807	42.623	

33 Jamie ANDERSON , MAN / GBR

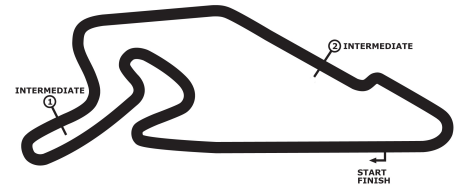
Theoretical Best: 1:55.455

Lap	Time	S1	S2	S3	Lap	Time	S1	S2	S3
1	3:10.763	1:48.000	46.303	36.460	8	1:57.369	1:00.160	29.510	27.699
2	2:00.227	1:01.863	30.164	28.200	9	2:02.314	59.272	29.498	33.544
3	1:57.591	1:00.225	29.414	27.952	10	2:36.753	1:16.206	37.220	
4	1:58.115	1:00.277	29.612	28.226	11	3:01.114	2:04.377	29.304	27.433
5	1:57.031	59.951	29.506	27.574	12	1:55.622	58.897	29.297	27.428
6	1:56.514	59.455	29.396	27.663	13	1:55.958	59.354	29.343	27.261
7	1:56.630	59.344	29.632	27.654	14	3:07.634	1:24.621	50.491	

38 José Eduardo RODRIGUES , MAN / PRT

Theoretical Best: 1:56.193

Lap	Time	S1	S2	S3	Lap	Time	S1	S2	S3
1	2:55.074	1:33.061	45.209	36.804	8	2:24.169	1:01.011	40.580	
2	2:31.769	1:20.611	40.427	30.731	9	3:20.133	2:22.904	29.531	27.698
3	1:57.194	1:00.082	29.593	27.519	10	1:56.555	59.367	29.486	27.702
4	1:57.122	59.586	29.581	27.955	11	1:56.909	59.378	29.575	27.956
5	1:56.771	59.519	29.528	27.724	12	2:14.156	59.471	29.431	
6	2:28.843	1:13.571	42.791	32.481	13	3:36.696	1:58.027	43.498	
7	1:56.368	59.542	29.357	27.469					



36. INT. ADAC TRUCK-GRAND-PRIX

Nürburgring, length 3629 m

13. - 16. July 2023

Goodyear FIA European Truck Racing Championship

Lap Analysis free practice 2, 14.07.2023

FIA-Visa.No.: 4ETRC-DEU 22.06.2023

44 Stephanie HALM , IVECO / DEU

Theoretical Best: 1:56.302

Lap	Time	S1	S2	S3	Lap	Time	S1	S2	S3
1	2:38.149	1:29.919	37.105	31.125	7	1:56.634	59.380	29.608	27.646
2	1:57.009	59.691	29.465	27.853	8	2:06.842	59.915	29.645	
3	1:56.934	59.429	29.482	28.023	9	5:13.617	4:07.874	36.660	29.083
4	1:56.666	59.506	29.598	27.562	10	1:56.453	59.384	29.547	27.522
5	2:07.896	59.315	30.259		11	1:57.113	59.791	29.578	27.744
6	4:53.844	3:51.392	32.782	29.670					

64 Luis RECUENCO , IVECO / ESP

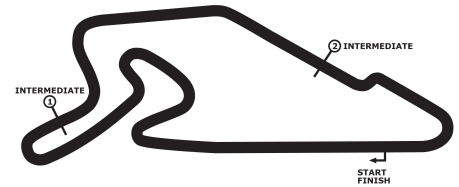
Theoretical Best: 1:57.570

Lap	Time	S1	S2	S3	Lap	Time	S1	S2	S3
1	2:56.429				8	1:58.714	1:00.228	29.859	28.627
2	2:19.676	1:14.058	35.095	30.523	9	1:58.898	1:00.372	29.775	28.751
3	1:59.343	1:00.878	29.880	28.585	10	2:29.506	1:05.144	39.882	
4	1:59.287	1:00.220	30.371	28.696	11	3:21.019	1:45.734	44.944	50.341
5	1:59.156	1:00.622	29.924	28.610	12	1:57.849	59.905	29.672	28.272
6	1:59.264	1:00.050	30.992	28.222	13	2:45.792	1:15.311	40.643	
7	1:57.939	59.676	29.967	28.296					

81 Mark TAYLOR , MAN / GBR

Theoretical Best: 1:57.234

Lap	Time	S1	S2	S3	Lap	Time	S1	S2	S3
1	2:58.814	1:39.475	43.277	36.062	9	2:28.383	1:13.191	42.022	33.170
2	2:07.999	1:09.474	29.956	28.569	10	2:15.245	1:07.505	39.189	28.551
3	2:00.064	1:01.034	29.937	29.093	11	1:57.521	59.582	29.755	28.184
4	1:58.695	59.972	30.391	28.332	12	2:01.508	59.704	31.725	30.079
5	2:23.725	1:25.085	30.201	28.439	13	2:23.063	1:04.096	47.851	31.116
6	1:57.619	59.929	29.793	27.897	14	1:58.180	1:00.215	29.781	28.184
7	1:57.537	59.725	29.772	28.040	15	2:44.720	1:07.842	44.467	
8	1:58.219	1:00.100	29.921	28.198					



36. INT. ADAC TRUCK-GRAND-PRIX

Nürburgring, length 3629 m

13. - 16. July 2023

Goodyear FIA European Truck Racing Championship

Best Sector Times free practice 2

FIA-Visa.No.: 4ETRC-DEU 22.06.2023

Pos.	sector 1			sector 2			sector 3			theoretical and best lap time				
	No	Driver	Time	No	Driver	Time	No	Driver	Time	No	Driver	theoretical	Best	Pos
1	1	KISS N.	58.200	1	KISS N.	29.213	1	KISS N.	27.107	1	KISS N.	1:54.520	1:54.520	1
2	23	ALBACETE A.	58.588	23	ALBACETE A.	29.267	33	ANDERSON J.	27.261	23	ALBACETE A.	1:55.407	1:55.742	3
3	2	HAHN J.	58.821	2	HAHN J.	29.294	38	RODRIGUES J.	27.469	33	ANDERSON J.	1:55.455	1:55.622	2
4	33	ANDERSON J.	58.897	33	ANDERSON J.	29.297	44	HALM S.	27.522	2	HAHN J.	1:55.781	1:56.045	4
5	11	KURSIM A.	59.076	38	RODRIGUES J.	29.357	23	ALBACETE A.	27.552	11	KURSIM A.	1:56.099	1:56.270	5
6	22	HAHN L.	59.213	11	KURSIM A.	29.371	11	KURSIM A.	27.652	38	RODRIGUES J.	1:56.193	1:56.368	6
7	3	LENZ S.	59.222	3	LENZ S.	29.440	2	HAHN J.	27.666	44	HALM S.	1:56.302	1:56.453	7
8	44	HALM S.	59.315	44	HALM S.	29.465	24	FAAS S.	27.865	3	LENZ S.	1:56.560	1:56.662	8
9	38	RODRIGUES J.	59.367	22	HAHN L.	29.546	22	HAHN L.	27.895	22	HAHN L.	1:56.654	1:56.799	9
10	24	FAAS S.	59.536	24	FAAS S.	29.579	81	TAYLOR M.	27.897	24	FAAS S.	1:56.980	1:57.078	10
11	81	TAYLOR M.	59.582	15	KLEINNAGELVOOR	29.615	3	LENZ S.	27.898	81	TAYLOR M.	1:57.234	1:57.521	11
12	64	RECUENCO L.	59.676	25	HECKER H.	29.654	18	NEWELL J.	28.074	64	RECUENCO L.	1:57.570	1:57.849	12
13	25	HECKER H.	59.717	64	RECUENCO L.	29.672	64	RECUENCO L.	28.222	25	HECKER H.	1:57.600	1:57.991	13
14	18	NEWELL J.	59.836	18	NEWELL J.	29.725	25	HECKER H.	28.229	18	NEWELL J.	1:57.635	1:58.486	14
15	15	KLEINNAGELVOOR	1:00.222	81	TAYLOR M.	29.755	15	KLEINNAGELVOOR	28.550	15	KLEINNAGELVOOR	1:58.387	1:58.647	15