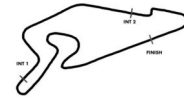


## Qualifying 1 Nürburgring



Reg. Nr.: R-12863/23

### Provisional

#### Stewards / Race Management

STEWARD	Harry Stüber
STEWARD	Thomas Ferrero
STEWARD	Volker Ehekircher
RACE DIRECTOR	Sven Stoppe
CLERK OF THE COURSE	Ralf Fuß
TECHNICAL DELEGATE	Korbinian Beckert
CHIEF TIMEKEEPER	Steffen Ruhl

#### Weather Start/Finish

AIR	18.7°C
TRACK	17.1°C
CONDITIONS	Wet
PRESSURE	935 hPa
AIR	18.8°C
TRACK	17.7°C
CONDITIONS	Wet
PRESSURE	935 hPa

#### Track Information

GREEN FLAG	10:15:00
CHEQUERED FLAG	10:35:00
SAFETY CAR PHASE	0
FULL COURSE YELLOW PHASE	0
TRACK NAME	Nürburgring
TRACK LENGTH	3629m
TURN COUNT	11
FASTEST LAP:	#92. ZIM - 1:40.647

STARTED: 15 CLASSIFIED: 15 NOT CLASSIFIED: 0 DISQUALIFIED: 0

Drivers	Team	Car	Lap	Best Time	Gap	Diff	Kph	Day Time
1 92 T.Zimmermann(DEU)/J.Evans(NZL)	Huber Racing(DEU)	Porsche 911 GT3 R	10	<b>1:40.647</b>			129.8	10:33:06
2 48 S.Owega(DEU)(J)/E.Seppänen(FIN)(J)	Landgraf Motorsport(DEU)	Mercedes-AMG GT3	10	<b>1:41.257</b>	0.610	0.610	129.0	10:32:58
3 71 S.Primm(DEU)(J)/M.Paul(DEU)(J)	Paul Motorsport(DEU)	Lamborghini Huracan GT3EVO	11	<b>1:41.378</b>	0.731	0.121	128.8	10:36:15
4 25 J.Fittje(DEU)(J)/N.Menzel(DEU)	Huber Motorsport(DEU)	Porsche 911 GT3 R	12	<b>1:41.632</b>	0.985	0.254	128.5	10:36:13
5 10 K.Schramm(DEU)/N.Verhagen(USA)	FK Performance Motorsport(DEU)	BMW M4 GT3	12	<b>1:41.677</b>	1.030	0.045	128.4	10:36:18
6 11 C.Caresani(NLD)(J)/M.Marchewicz(DEU)	Schnitzelalm Racing(DEU)	Mercedes-AMG GT3	11	<b>1:41.753</b>	1.106	0.076	128.3	10:35:36
7 63 B.Hites(CHL)(J)/M.Mapelli(ITA)	GRT Grasser-Racing-Team(AUT)	Lamborghini Huracan GT3EVO2	9	<b>1:41.898</b>	1.251	0.145	128.2	10:34:26
8 2 A.Valente(CHE)/R.Aron(EST)	Haupt Racing Team(DEU)	Mercedes-AMG GT3	10	<b>1:42.113</b>	1.466	0.215	127.9	10:33:49
9 24 J.Karklys(LTU)/J.Gelzinis(LTU)	NordPass by Jutta Racing(LTU)	Audi R8 LMS GT3 EVO II	10	<b>1:42.488</b>	1.841	0.375	127.4	10:35:53
10 56 S.Holzem(DEU)(J)/M.Wittmann(DEU)	Project 1(DEU)	BMW M4 GT3	6	<b>1:42.700</b>	2.053	0.212	127.2	10:25:51
11 91 F.Gehrsitz(DEU)(J)/S.Müller(DEU)	Team Joos by RACEmotion(DEU)	Porsche 911 GT3 R	11	<b>1:43.193</b>	2.546	0.493	126.6	10:35:31
12 20 E.Coseteng(PHL)(J)/B.Green(GBR)	Schubert Motorsport(DEU)	BMW M4 GT3	9	<b>1:43.471</b>	2.824	0.278	126.2	10:31:59
13 23 J.Jonusis(LIT)(J)/S.Juodvirsis(LIT)	NordPass by Jutta Racing(LTU)	Audi R8 LMS GT3 EVO II	8	<b>1:45.387</b>	4.740	1.916	123.9	10:34:08
14 7 D.Yip(MCA)(J)/K.Mokoena(ZAF)(J)	LIQUI MOLY Team Engstler(DEU)	Audi R8 LMS GT3 EVO II	10	<b>1:46.052</b>	5.405	0.665	123.1	10:35:49
15 3 P.Umbrarescu(ROU)/A.Maini(IND)	Haupt Racing Team(DEU)	Mercedes-AMG GT3	4	<b>1:46.117</b>	5.470	0.065	123.1	10:23:29

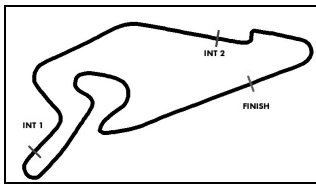
Selected lap times cancelled due to track limits

Subject to final scrutineering!

Publication time:	Clerk of the Course: Ralf Fuß	Timekeeper: Steffen Ruhl
-------------------	-------------------------------	--------------------------

ver: 1.0

Page 1 / 1 printed: 15.7.2023 10:44



# ADAC GT Masters



## Sector List Qualifying 1

Provisional

**DMSB** Reg. Nr.: R-12863/23

15 July 2023 10:15:00

Nürburgring, Length: 3629m

Air temperature: 17.44°C

Track temperature: 17.7°C

Weather condition: Wet

Lap Id	Time	SE1	SP1	SE2	SP2	SE3	SP3	TSP	Lap Id	Time	SE1	SP1	SE2	SP2	SE3	SP3	TSP
<b>2</b>	Valente, CHE(#1) / Aron, EST(#2)								<b>theoretical besttime: 1:42.071</b>								
1	1	2:48.508	1:54.516	108	27.840	204	26.152	181	7	1	1:43.482	53.870	122	25.450	230	24.162	184
2	1	1:47.440	55.814	110	26.723	219	24.903	183	8	1	1:42.532	53.256	123	25.357	229	23.919	185
3	1	1:45.029	54.506	119	25.798	228	24.725	180	9	1	1:42.216	53.124	119	25.360	230	<b>23.732</b>	<b>185</b>
4	1	1:44.146	54.317	119	25.613	228	24.216	184	10	1	<b>1:42.113</b>	<b>53.076</b>	<b>120</b>	<b>25.263</b>	<b>230</b>	23.774	185
5	1	2:06.405	1:09.135	120	31.425	139	25.845	183	11	1	1:42.645	53.272	121	25.409	229	23.964	184
6	1	1:47.216	56.942	118	25.874	<b>230</b>	24.400	184									

<b>3</b>	Umbrurescu, ROU(#1) / Maini, IND(#2)								<b>theoretical besttime: 1:46.003</b>								
1	1	2:55.315	1:58.002	104	29.869	180	27.444	165	6	1	2:07.589	1:03.185	92	35.289	107	29.115	179
2	1	1:50.980	57.713	110	27.500	212	25.767	181	7	1	1:46.776	55.708	119	26.116	226	24.952	183
3	1	1:56.998	56.731	112	35.024	216	25.243	<b>183</b>	8	1	1:53.942	56.401	116	26.514	227	31.027	
4	1	<b>1:46.117</b>	<b>55.333</b>	111	26.092	226	<b>24.692</b>	183	9	1	5:05.961	4:07.776	116	26.485	226	31.700	
5	1	1:47.578	56.061	117	<b>25.978</b>	226	25.539	182									

<b>7</b>	Yip, MCA(#1) / Mokoena, ZAF(#2)								<b>theoretical besttime: 1:45.374</b>								
1	1	2:42.992	1:42.351	109	32.670	150	27.971	178	6	1	1:52.787	54.989	121	25.933	228	31.865	
2	1	1:56.344	1:00.245	119	29.417	206	26.682	180	7	1	3:32.561	2:41.016	115	26.316	229	25.229	181
3	1	1:49.811	57.694	118	26.511	229	25.606	182	8	1	1:47.479	56.085	116	<b>25.584</b>	<b>231</b>	25.810	182
4	1	1:47.681	55.770	120	26.312	230	25.599	<b>182</b>	9	1	1:47.205	56.260	118	25.828	230	25.117	180
5	1	1:46.472	<b>54.694</b>	118	25.858	229	25.920	182	10	1	<b>1:46.052</b>	55.224	111	25.732	229	<b>25.096</b>	<b>182</b>

<b>10</b>	Schramm, DEU(#1) / Verhagen, USA(#2)								<b>theoretical besttime: 1:41.641</b>								
1	1	2:01.814	1:08.879	108	26.965	223	25.970	183	7	1	1:49.716	55.583	118	29.715	218	24.418	186
2	1	1:47.201	55.916	114	26.414	229	24.871	185	8	1	1:42.530	52.945	121	25.186	235	24.399	187
3	1	1:46.730	55.699	118	26.296	229	24.735	184	9	1	1:47.717	53.240	122	29.732	177	24.745	186
4	1	1:43.671	53.550	121	25.811	231	24.310	185	10	1	1:47.650	54.646	123	25.289	232	27.715	186
5	1	1:44.724	54.598	118	25.733	231	24.393	187	11	1	1:42.108	52.809	123	<b>24.997</b>	<b>234</b>	24.302	187
6	1	1:42.719	53.154	122	25.253	233	24.312	186	12	1	<b>1:41.677</b>	<b>52.550</b>	<b>120</b>	25.033	234	<b>24.094</b>	<b>186</b>

<b>11</b>	Caresani, NLD(#1) / Marchewicz, DEU(#2)								<b>theoretical besttime: 1:41.753</b>								
1	1	2:00.850	1:06.577	115	28.427	182	25.846	181	7	1	3:01.772	2:11.340	126	25.237	208	25.195	185
2	1	1:46.103	55.362	123	25.720	227	25.021	183	8	1	1:42.276	52.993	127	24.946	231	24.337	184
3	1	1:43.943	53.909	126	25.544	227	24.490	183	9	1	1:42.848	53.658	128	24.972	230	24.218	185
4	1	1:42.934	53.457	122	25.234	228	24.243	184	10	1	1:42.122	53.081	127	24.812	230	24.229	184
5	1	1:42.595	53.045	124	25.219	229	24.331	184	11	1	<b>1:41.753</b>	<b>52.818</b>	<b>127</b>	<b>24.774</b>	<b>231</b>	<b>24.161</b>	<b>185</b>
6	1	1:49.294	54.339	121	25.304	228	29.651										

<b>20</b>	Coseteng, PHL(#1) / Green, GBR(#2)								<b>theoretical besttime: 1:43.093</b>								
1	1	2:45.155	1:49.921	105	28.245	209	26.989	183	7	1	1:44.358	54.095	122	25.567	234	24.696	186
2	1	1:49.787	57.088	112	26.818	225	25.881	182	8	1	1:44.175	54.100	121	25.518	235	<b>24.557</b>	<b>186</b>
3	1	1:50.056	58.654	116	26.091	232	25.311	185	9	1	<b>1:43.471</b>	<b>53.292</b>	<b>123</b>	25.481	235	24.698	185
4	1	1:45.949	55.351	122	25.729	235	24.869	185	10	1	1:44.694	54.435	124	25.497	234	24.762	186
5	1	1:46.041	55.137	118	26.016	233	24.888	185	11	1	1:44.256	54.117	121	<b>25.244</b>	<b>235</b>	24.895	185
6	1	1:50.252	58.893	108	26.572	229	24.787	186									

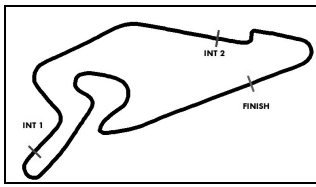
<b>23</b>	Jonusis, LIT(#1) / Juodvirsis, LIT(#2)								<b>theoretical besttime: 1:45.387</b>								
1	2	2:57.298	1:56.470	108	32.298	191	28.530	176	5	2	1:48.183	55.823	115	26.479	225	25.881	182
2	2	<del>1:57.008</del>	<del>59.834</del>	<del>113</del>	<del>28.335</del>	<del>206</del>	<del>28.842</del>	<del>177</del>	6	2	1:57.763	1:00.330	121	25.965	227	31.468	
2	2	1:52.670	58.844	118	27.268	211	26.558	182	7	2	3:10.382	2:19.300	123	25.838	227	25.244	182
3	2	1:50.198	57.179	119	26.962	220	26.057	182	8	2	<b>1:45.387</b>	<b>54.985</b>	<b>122</b>	<b>25.364</b>	<b>231</b>	<b>25.038</b>	<b>176</b>
4	2	1:48.726	56.532	121	26.154	224	26.040	181	9	2	1:48.312	57.648	120	25.577	231	25.087	183

<b>24</b>	Karklys, LTU(#1) / Gelzinis, LTU(#2)								<b>theoretical besttime: 1:42.488</b>								
1	1	3:32.081	2:34.555	111	30.288	191	27.238	179	6	1	1:44.444	54.509	120	25.242	230	24.693	183
2	1	1:49.634	57.417	111	27.043	209	25.174	181	7	1	1:43.280	53.355	120	25.514	230	24.411	182
3	1	1:46.042	55.407	120	25.987	224	24.648	182	8	1	1:51.327	53.427	119	25.431	230	32.469	
4	1	1:43.950	53.832	119	25.527	229	24.591	182	9	1	3:16.422	2:24.415	122	26.182	195	25.825	184
5	1	1:43.408	53.710	<b>122</b>	25.376	230	24.322	182	10	1	<b>1:42.488</b>	<b>53.333</b>	<b>122</b>	<b>25.153</b>	<b>231</b>	<b>24.002</b>	<b>183</b>

ver: 1.0

Page 1/ 2 printed: 15.7.2023 10:38





# ADAC GT Masters



## Sector List Qualifying 1

Provisional

**DMSB** Reg. Nr.: R-12863/23

15 July 2023 10:15:00

Nürburgring, Length: 3629m

Air temperature: 17.44°C

Track temperature: 17.7°C

Weather condition: Wet

Lap	Id	Time	SE1	SP1	SE2	SP2	SE3	SP3	TSP	Lap	Id	Time	SE1	SP1	SE2	SP2	SE3	SP3	TSP
<b>25</b> Fittje, DEU(#1) / Menzel, DEU(#2) <span style="float:right">theoretical besttime: 1:41.560</span>																			
1	1	2:03.632	1:10.320	117	27.452	208	25.860	172		7	1	1:42.451	53.003	120	25.265	229	24.183	182	
2	1	1:50.558	55.588	118	26.189	225	28.781	180		8	1	1:41.803	52.619	123	25.175	231	<b>24.009</b>	<b>181</b>	
3	1	1:44.380	54.010	122	25.903	227	24.467	181		9	1	1:43.864	54.018	118	25.264	230	24.582	182	
4	1	1:43.944	53.679	121	25.718	229	24.547	181		10	1	1:52.689	1:00.449	125	25.565	230	26.675	182	
5	1	1:43.394	53.561	123	25.577	230	24.256	182		11	1	1:41.751	52.733	118	<b>24.999</b>	<b>232</b>	24.019	183	
6	1	1:42.597	53.156	123	25.286	229	24.155	<b>184</b>		12	1	<b>1:41.632</b>	<b>52.552</b>	<b>120</b>	25.054	230	24.026	183	
<b>48</b> Owega, DEU(#1) / Seppänen, FIN(#2) <span style="float:right">theoretical besttime: 1:41.163</span>																			
1	1	2:08.437	1:14.885	108	27.444	212	26.108	181		7	1	1:42.420	53.203	122	25.232	232	23.985	188	
2	1	1:49.660	55.919	114	25.773	230	27.968	184		8	1	1:48.329	52.709	122	28.012	187	27.608	187	
3	1	1:49.009	56.565	104	27.047	225	25.397	185		9	1	1:41.493	52.496	123	25.044	233	23.953	187	
4	1	1:43.993	53.965	119	25.429	232	24.599	185		10	1	<b>1:41.257</b>	52.544	127	<b>24.881</b>	<b>233</b>	<b>23.832</b>	<b>187</b>	
5	1	1:43.703	53.744	122	25.436	230	24.523	184		11	1	1:44.486	53.747	125	24.931	232	25.808	187	
6	1	1:49.431	58.986	115	25.758	233	24.687	186		12	1	1:41.452	<b>52.450</b>	<b>120</b>	24.941	233	24.061	187	
<b>56</b> Holzem, DEU(#1) / Wittmann, DEU(#2) <span style="float:right">theoretical besttime: 1:42.661</span>																			
1	0	2:02.601	1:09.644	107	26.896	206	26.061	184		6	0	<b>1:42.700</b>	<b>53.098</b>	<b>116</b>	25.099	236	<b>24.503</b>	<b>187</b>	
2	0	1:47.101	55.693	111	26.134	221	25.274	184		7	0	1:52.046	53.495	117	25.480	234	33.071		
3	0	1:46.438	55.819	<b>124</b>	25.648	225	24.971	186		8	0	6:39.836	5:48.870	110	26.328	213	24.638	186	
4	0	1:48.555	58.130	117	25.571	234	24.854	186		9	0	1:51.111	53.400	120	<b>25.060</b>	<b>236</b>	32.651		
5	0	1:43.319	53.527	120	25.213	<b>236</b>	24.579	<b>187</b>											
<b>63</b> Hites, CHL(#1) / Mapelli, ITA(#2) <span style="float:right">theoretical besttime: 1:41.577</span>																			
1	1	3:42.214	2:47.506	100	28.537	206	26.171	186		6	1	1:48.841	58.034	119	25.507	226	25.300	188	
2	1	1:45.975	55.037	119	25.685	225	25.253	184		7	1	1:44.467	54.783	122	25.233	235	24.451	187	
3	1	1:48.931	58.508	110	25.998	227	24.425	187		8	1	1:42.430	53.218	121	24.946	233	24.266	188	
4	1	1:44.732	54.509	123	25.227	232	24.996	188		9	1	<b>1:41.898</b>	<b>52.995</b>	<b>125</b>	24.837	234	24.066	185	
4	1	1:43.131	53.488	117	25.256	233	24.387	187		10	1	1:43.823	55.241	129	<b>24.679</b>	<b>234</b>	<b>23.903</b>	<b>190</b>	
5	1	1:42.945	53.217	121	25.119	234	24.609	187											
<b>71</b> Primm, DEU(#1) / Paul, DEU(#2) <span style="float:right">theoretical besttime: 1:41.378</span>																			
1	1	2:12.753	1:18.043	119	26.874	173	27.836	178		7	1	1:42.272	52.526	124	25.213	229	24.533	183	
2	1	1:46.756	55.024	121	25.774	229	25.958	182		8	1	1:48.455	53.093	124	25.193	230	30.169		
3	1	1:45.427	54.701	113	25.813	228	24.913	182		9	1	3:25.181	2:28.331	118	29.467	200	27.383	183	
4	1	1:43.469	53.569	123	25.461	228	24.439	182		10	1	1:41.939	52.460	125	25.121	229	24.358	183	
5	1	1:42.893	52.745	125	25.346	229	24.802	183		11	1	<b>1:41.378</b>	<b>52.120</b>	<b>126</b>	<b>24.948</b>	<b>230</b>	<b>24.310</b>	<b>183</b>	
6	1	1:44.845	54.558	<b>127</b>	25.225	228	25.062	182											
<b>91</b> Gehrsitz, DEU(#1) / Müller, DEU(#2) <span style="float:right">theoretical besttime: 1:43.094</span>																			
1	1	2:10.964	1:16.347	114	27.407	213	27.210	178		7	1	1:43.450	53.805	124	25.334	229	<b>24.311</b>	<b>182</b>	
2	1	1:51.631	55.980	120	26.227	226	29.424	181		8	1	1:43.433	53.755	123	25.366	229	24.312	183	
3	1	1:46.282	55.296	123	25.873	227	25.113	181		9	1	1:49.795	53.644	124	<b>25.252</b>	<b>229</b>	30.899		
4	1	1:44.492	54.356	120	25.636	229	24.500	183		10	1	2:30.039	1:38.109	122	25.465	229	26.465	183	
5	1	1:44.263	54.430	<b>126</b>	25.427	229	24.406	182		11	1	<b>1:43.193</b>	<b>53.531</b>	<b>125</b>	25.351	230	24.311	183	
6	1	1:43.885	54.037	125	25.481	228	24.367	<b>183</b>											
<b>92</b> Zimmermann, DEU(#1) / Evans, NZL(#2) <span style="float:right">theoretical besttime: 1:40.494</span>																			
1	1	2:25.090	1:24.227	119	32.523	89	28.340	180		7	1	1:55.470	57.997	60	29.551	73	27.922	183	
2	1	1:49.312	54.202	120	27.567	88	27.543	181		8	1	1:41.139	52.212	127	24.830	229	24.097	182	
3	1	1:45.169	54.432	118	25.591	228	25.146	181		9	1	1:41.197	51.958	129	24.740	230	24.499	182	
4	1	1:43.944	53.718	126	25.569	229	24.657	182		10	1	<b>1:40.647</b>	52.094	129	<b>24.602</b>	<b>230</b>	23.951	183	
5	1	1:42.646	53.015	127	25.209	228	24.422	182		11	1	1:40.730	<b>51.946</b>	<b>129</b>	24.791	231	23.993	183	
6	1	1:41.758	52.474	126	25.201	229	24.083	183		12	1	1:40.691	51.991	130	24.754	230	<b>23.946</b>	<b>183</b>	

