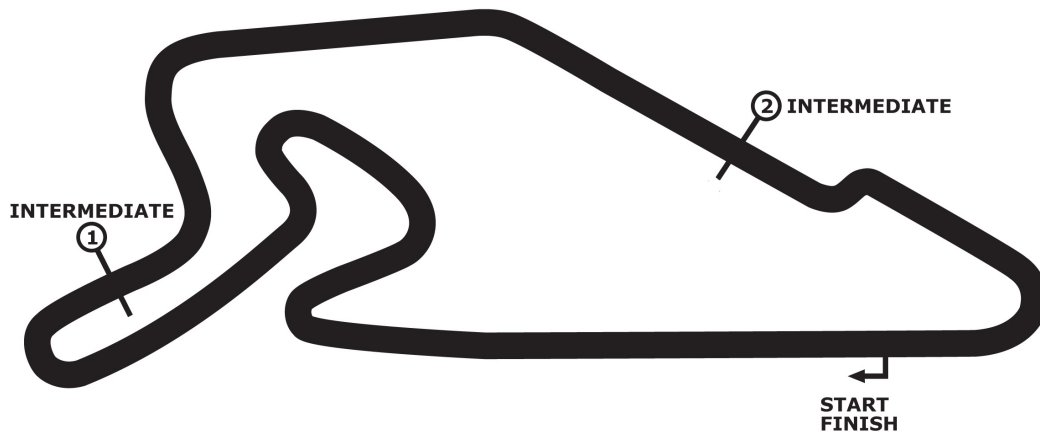




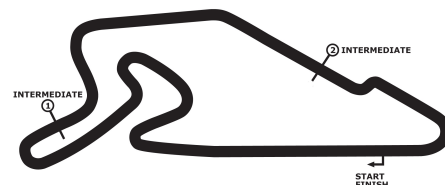
## **36. INT. ADAC TRUCK-GRAND-PRIX**

**combined qualifying 2**



**Nürburgring 3629 m**  
**ROUND 4: NÜRBURGRING (DEU)**  
**13. - 16. July 2023**





# 36. INT. ADAC TRUCK-GRAND-PRIX

Nürburgring, length 3629 m

13. - 16. July 2023

FFSA ADAC Mittelrhein Cup

## Result combined qualifying 2, 15.07.2023

FIA-Visa.No.: R-12863-Truck/23

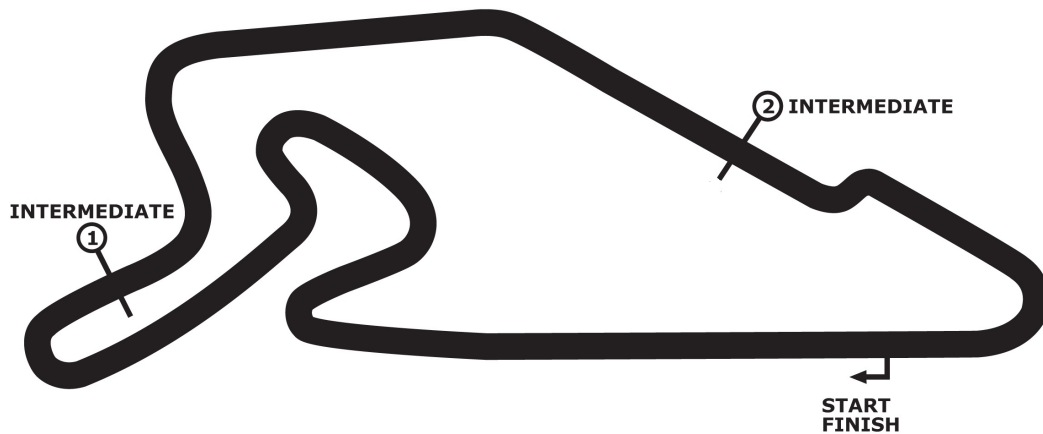
| Pos | No. | Cl. | Name (NAT)<br>Entrant (NAT) | Make<br>Team                             | Qualifying | SuperPole | Gap    |
|-----|-----|-----|-----------------------------|--|------------|-----------|--------|
| 1   | 20  |     | Téo CALVET (FRA)            | FREIGHTLINER<br>Team Buggyra Racing      | 1:56.932   | 1:56.835  |        |
| 2   | 2   |     | Thomas ROBINEAU (FRA)       | MAN<br>Team Robineau                     | 1:57.621   | 1:57.219  | 00.384 |
| 3   | 44  |     | Jonathan ANDRÉ (FRA)        | MAN<br>Team Lion Truck Racing            | 1:58.752   | 1:57.623  | 00.788 |
| 4   | 94  |     | Ivan RODRIGUES (FRA)        | MAN<br>Team Luxosport                    | 1:59.182   | 1:58.108  | 01.273 |
| 5   | 21  |     | Raphael SOUSA (FRA)         | FREIGHTLINER<br>Team Viry Truck Racing   | 1:58.127   | 1:58.372  | 01.537 |
| 6   | 24  |     | Yorick MONTAGNE (FRA)       | RENAULT<br>Team Aravi                    | 1:59.279   | 1:58.699  | 01.864 |
| 7   | 22  |     | José SOUSA (FRA)            | FREIGHTLINER<br>Team Viry Truck Racing   | 1:59.716   | 1:58.888  | 02.053 |
| 8   | 68  |     | Aurélien HERGOTT (FRA)      | DAF                                      | 1:59.810   | 1:59.177  | 02.342 |
| 9   | 40  |     | Anthony ROBINEAU (FRA)      | MAN<br>Team Robineau                     | 1:59.365   | 1:59.237  | 02.402 |
| 10  | 10  |     | Jennifer JANIEC (FRA)       | MAN<br>Team Janiec Racing Team           | 2:00.655   | 2:01.488  | 04.653 |
| 11  | 15  |     | Lucas RIVALS (FRA)          | RENAULT<br>Team Albi Motor Racing        | 2:00.735   |           | 03.900 |
| 12  | 14  |     | Matthieu BERNARD (FRA)      | RENAULT<br>Team 14                       | 2:02.804   |           | 05.969 |
| 13  | 31  |     | Patrick CHATELAIN (FRA)     | IVECO<br>Team Truck Toulousain           | 2:03.008   |           | 06.173 |
| 14  | 71  |     | Stéphane LANGUILLAT (FRA)   | RENAULT<br>Team Creteil Camion de Course | 2:03.091   |           | 06.256 |
| 15  | 17  |     | Romain RIVALS (FRA)         | RENAULT<br>Team Albi Motor Racing        | 2:03.405   |           | 06.570 |
| 16  | 11  |     | Kévin BASSANELLI (FRA)      | DAF                                      | 2:04.528   |           | 07.693 |
| 17  | 27  |     | Pierre-Yves JAMES (FRA)     | MAN<br>Team James Competition            | 2:05.086   |           | 08.251 |
| 18  | 18  |     | Nathan DEFAYE (FRA)         | RENAULT<br>Team Camion Course Cepetois   | 2:06.722   |           | 09.887 |
| 19  | 9   |     | Fabrice CHAIGNAUD (FRA)     | RENAULT<br>Team FFC                      | 2:07.010   |           | 10.175 |
| 20  | 30  |     | Dimitri TREUVEY (FRA)       | MAN                                      | 2:09.288   |           | 12.453 |
| 21  | 81  |     | Sébastien DESCOFFRES (FRA)  | RENAULT<br>Team Camion Course Cepetois   | 2:10.915   |           | 14.080 |

|                |           |                   |                                |
|----------------|-----------|-------------------|--------------------------------|
| Race Director: | Stewards: | Chief Timekeeper: | Publication time:<br>15.7.2023 |
|----------------|-----------|-------------------|--------------------------------|

Subject to final scrutineering!

## 36. INT. ADAC TRUCK-GRAND-PRIX

timed practice 2 (Q2)



**Nürburgring 3629 m**

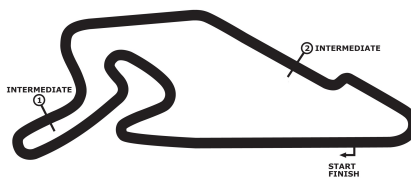
**13. - 16. July 2023**

# 36. INT. ADAC TRUCK-GRAND-PRIX

Nürburgring, length 3629 m

13. - 16. July 2023

FFSA ADAC Mittelrhein Cup



## Result timed practice 2 (Q2), 15.07.2023

-Reg.No.: R-12863-Truck/23

| Rk  | Gr | Entrant                     | License | Car                           | laps   | Besttime        |        |         |  |
|-----|----|-----------------------------|---------|-------------------------------|--------|-----------------|--------|---------|--|
| No. | Cl | Driver                      | License | Team                          | %      | GAP             | DIV    | km/h    |  |
| 1   |    |                             |         | FREIGHTLINER                  | 4      | <b>1:56.932</b> |        | 111.726 |  |
|     | 20 | CALVET, Téo (FRA)           |         | Team Buggyra Racing           | 100.00 |                 |        |         |  |
| 2   |    |                             |         | MAN                           | 3      | <b>1:57.621</b> | 00.689 | 111.072 |  |
|     | 2  | ROBINEAU, Thomas (FRA)      |         | Team Robineau                 | 100.59 | 00.689          |        |         |  |
| 3   |    |                             |         | FREIGHTLINER                  | 3      | <b>1:58.127</b> | 00.506 | 110.596 |  |
|     | 21 | SOUSA, Raphael (FRA)        |         | Team Viry Truck Racing        | 101.02 | 01.195          |        |         |  |
| 4   |    |                             |         | MAN                           | 3      | <b>1:58.752</b> | 00.625 | 110.014 |  |
|     | 44 | ANDRÉ, Jonathan (FRA)       |         | Team Lion Truck Racing        | 101.56 | 01.820          |        |         |  |
| 5   |    |                             |         | MAN                           | 3      | <b>1:59.182</b> | 00.430 | 109.617 |  |
|     | 94 | RODRIGUES, Ivan (FRA)       |         | Team Luxosport                | 101.92 | 02.250          |        |         |  |
| 6   |    |                             |         | RENAULT                       | 4      | <b>1:59.279</b> | 00.097 | 109.528 |  |
|     | 24 | MONTAGNE, Yorick (FRA)      |         | Team Aravi                    | 102.01 | 02.347          |        |         |  |
| 7   |    |                             |         | MAN                           | 7      | <b>1:59.365</b> | 00.086 | 109.449 |  |
|     | 40 | ROBINEAU, Anthony (FRA)     |         | Team Robineau                 | 102.08 | 02.433          |        |         |  |
| 8   |    |                             |         | FREIGHTLINER                  | 4      | <b>1:59.716</b> | 00.351 | 109.128 |  |
|     | 22 | SOUSA, José (FRA)           |         | Team Viry Truck Racing        | 102.38 | 02.784          |        |         |  |
| 9   |    |                             |         | DAF                           | 3      | <b>1:59.810</b> | 00.094 | 109.043 |  |
|     | 68 | HERGOTT, Aurélien (FRA)     |         |                               | 102.46 | 02.878          |        |         |  |
| 10  |    |                             |         | MAN                           | 9      | <b>2:00.655</b> | 00.845 | 108.279 |  |
|     | 10 | JANIEC, Jennifer (FRA)      |         | Team Janiec Racing Team       | 103.18 | 03.723          |        |         |  |
| --- |    |                             |         |                               |        |                 |        |         |  |
| 11  |    |                             |         | RENAULT                       | 5      | <b>2:00.735</b> |        | 108.207 |  |
|     | 15 | RIVALS, Lucas (FRA)         |         | Team Albi Motor Racing        | 103.25 | 03.803          |        |         |  |
| 12  |    |                             |         | RENAULT                       | 9      | <b>2:02.804</b> |        | 106.384 |  |
|     | 14 | BERNARD, Matthieu (FRA)     |         | Team 14                       | 105.02 | 05.872          |        |         |  |
| 13  |    |                             |         | IVECO                         | 10     | <b>2:03.008</b> |        | 106.208 |  |
|     | 31 | CHATELAIN, Patrick (FRA)    |         | Team Truck Toulousain         | 105.20 | 06.076          |        |         |  |
| 14  |    |                             |         | RENAULT                       | 9      | <b>2:03.091</b> |        | 106.136 |  |
|     | 71 | LANGUILLAT, Stéphane (FRA)  |         | Team Creteil Camion de Course | 105.27 | 06.159          |        |         |  |
| 15  |    |                             |         | RENAULT                       | 9      | <b>2:03.405</b> |        | 105.866 |  |
|     | 17 | RIVALS, Romain (FRA)        |         | Team Albi Motor Racing        | 105.54 | 06.473          |        |         |  |
| 16  |    |                             |         | DAF                           | 8      | <b>2:04.528</b> |        | 104.911 |  |
|     | 11 | BASSANELLI, Kévin (FRA)     |         |                               | 106.50 | 07.596          |        |         |  |
| 17  |    |                             |         | MAN                           | 9      | <b>2:05.086</b> |        | 104.443 |  |
|     | 27 | JAMES, Pierre-Yves (FRA)    |         | Team James Competition        | 106.97 | 08.154          |        |         |  |
| 18  |    |                             |         | RENAULT                       | 9      | <b>2:06.722</b> |        | 103.095 |  |
|     | 18 | DEFAYE, Nathan (FRA)        |         | Team Camion Course Cepetois   | 108.37 | 09.790          |        |         |  |
| 19  |    |                             |         | RENAULT                       | 8      | <b>2:07.010</b> |        | 102.861 |  |
|     | 9  | CHAIGNAUD, Fabrice (FRA)    |         | Team FFC                      | 108.62 | 10.078          |        |         |  |
| 20  |    |                             |         | MAN                           | 8      | <b>2:09.288</b> |        | 101.049 |  |
|     | 30 | TREUVEY, Dimitri (FRA)      |         |                               | 110.57 | 12.356          |        |         |  |
| 21  |    |                             |         | RENAULT                       | 8      | <b>2:10.915</b> |        | 99.793  |  |
|     | 81 | DESCOFFRES, Sébastien (FRA) |         | Team Camion Course Cepetois   | 111.96 | 13.983          |        |         |  |

TRUCKS #9, 18, 27, 30, 71 & 81 - CANCELLATION OF RELEVANT LAP TIMES - SMOKE

TRUCK #40 - CANCELLATION OF RELEVANT LAP TIME - PENALTY MARKER

Issued: Clerk of the Course: Timekeeper:


subject to final scrutineering

# 36. INT. ADAC TRUCK-GRAND-PRIX

Nürburgring, length 3629 m

13. - 16. July 2023

FFSA ADAC Mittelrhein Cup



## Lap by Lap timed practice 2 (Q2), 15.07.2023

-Reg.No.: R-12863-Truck/23


|  |          |    |          |     |          |     |          |     |          |   |          |   |          |     |          |
|--|----------|----|----------|-----|----------|-----|----------|-----|----------|---|----------|---|----------|-----|----------|
| <b>2 Thomas ROBINEAU , MAN / FRA</b>         |          |    |          |     |          |     |          |     |          |   |          |   |          |     |          |
| 1  | 2:42.853 | 2  | 1:57.621 | pit | 2:54.210 |     |          |     |          |   |          |   |          |     |          |
| <b>9 Fabrice CHAIGNAUD , RENAULT / FRA</b>   |          |    |          |     |          |     |          |     |          |   |          |   |          |     |          |
| 1  | 3:01.847 | 2  | 2:10.329 | pit | 2:24.810 | 4   | 3:19.945 | 5   | 2:07.840 | 6 | 2:29.531 | 7 | 2:07.010 | pit | 2:43.521 |
| <b>10 Jennifer JANIEC , MAN / FRA</b>        |          |    |          |     |          |     |          |     |          |   |          |   |          |     |          |
| 1  | 2:57.405 | 2  | 2:02.697 | 3   | 2:02.224 | 4   | 2:00.973 | 5   | 2:34.256 | 6 | 2:01.119 | 7 | 2:01.180 | 8   | 2:22.994 |
| 9  | 2:00.655 |    |          |     |          |     |          |     |          |   |          |   |          |     |          |
| <b>11 Kévin BASSANELLI , DAF / FRA</b>       |          |    |          |     |          |     |          |     |          |   |          |   |          |     |          |
| 1  | 3:12.358 | 2  | 2:05.248 | 3   | 2:46.273 | 4   | 2:05.092 | 5   | 2:25.188 | 6 | 2:04.528 | 7 | 2:04.944 | pit | 2:48.019 |
| <b>14 Matthieu BERNARD , RENAULT / FRA</b>   |          |    |          |     |          |     |          |     |          |   |          |   |          |     |          |
| 1  | 3:32.195 | 2  | 2:03.663 | 3   | 2:14.003 | 4   | 2:18.016 | 5   | 2:03.362 | 6 | 2:03.619 | 7 | 2:03.299 | 8   | 2:02.804 |
| pit  | 2:36.526 |    |          |     |          |     |          |     |          |   |          |   |          |     |          |
| <b>15 Lucas RIVALS , RENAULT / FRA</b>       |          |    |          |     |          |     |          |     |          |   |          |   |          |     |          |
| 1  | 3:08.503 | 2  | 2:00.735 | 3   | 2:29.330 | 4   | 2:00.917 | pit | 2:43.032 |   |          |   |          |     |          |
| <b>17 Romain RIVALS , RENAULT / FRA</b>      |          |    |          |     |          |     |          |     |          |   |          |   |          |     |          |
| 1  | 3:10.186 | 2  | 2:04.044 | 3   | 2:31.100 | 4   | 2:08.152 | 5   | 2:04.048 | 6 | 2:03.405 | 7 | 2:12.199 | 8   | 2:03.926 |
| 9  | 2:04.061 |    |          |     |          |     |          |     |          |   |          |   |          |     |          |
| <b>18 Nathan DEFAYE , RENAULT / FRA</b>      |          |    |          |     |          |     |          |     |          |   |          |   |          |     |          |
| 1  | 3:15.480 | 2  | 2:09.991 | pit | 2:32.050 | 4   | 3:01.631 | 5   | 2:08.617 | 6 | 2:08.427 | 7 | 2:07.544 | 8   | 2:06.722 |
| 9  | 2:34.700 |    |          |     |          |     |          |     |          |   |          |   |          |     |          |
| <b>20 Téo CALVET , FREIGHTLINER / FRA</b>    |          |    |          |     |          |     |          |     |          |   |          |   |          |     |          |
| 1  | 3:08.607 | 2  | 2:59.548 | 3   | 1:56.932 | pit | 2:58.789 |     |          |   |          |   |          |     |          |
| <b>21 Raphael SOUSA , FREIGHTLINER / FRA</b> |          |    |          |     |          |     |          |     |          |   |          |   |          |     |          |
| 1  | 2:45.099 | 2  | 1:58.127 | pit | 2:30.205 |     |          |     |          |   |          |   |          |     |          |
| <b>22 José SOUSA , FREIGHTLINER / FRA</b>    |          |    |          |     |          |     |          |     |          |   |          |   |          |     |          |
| 1  | 2:45.577 | 2  | 1:59.716 | 3   | 2:40.352 | pit | 3:15.049 |     |          |   |          |   |          |     |          |
| <b>24 Yorick MONTAGNE , RENAULT / FRA</b>    |          |    |          |     |          |     |          |     |          |   |          |   |          |     |          |
| 1  | 2:23.775 | 2  | 1:59.983 | 3   | 1:59.279 | pit | 2:27.399 |     |          |   |          |   |          |     |          |
| <b>27 Pierre-Yves JAMES , MAN / FRA</b>      |          |    |          |     |          |     |          |     |          |   |          |   |          |     |          |
| 1  | 3:13.958 | 2  | 2:08.776 | 3   | 2:19.794 | pit | 2:26.319 | 5   | 2:50.133 | 6 | 2:06.211 | 7 | 2:06.430 | 8   | 2:05.086 |
| pit  | 3:02.497 |    |          |     |          |     |          |     |          |   |          |   |          |     |          |
| <b>30 Dimitri TREUVEY , MAN / FRA</b>        |          |    |          |     |          |     |          |     |          |   |          |   |          |     |          |
| 1  | 3:21.872 | 2  | 2:11.011 | pit | 2:30.448 | 4   | 4:20.407 | 5   | 2:09.499 | 6 | 2:16.025 | 7 | 2:09.288 | pit | 3:08.267 |
| <b>31 Patrick CHATELAIN , IVECO / FRA</b>    |          |    |          |     |          |     |          |     |          |   |          |   |          |     |          |
| 1  | 3:02.834 | 2  | 2:06.468 | 3   | 2:05.987 | 4   | 2:03.995 | 5   | 2:04.538 | 6 | 2:03.824 | 7 | 2:04.889 | 8   | 2:03.008 |
| 9  | 2:03.571 | 10 | 2:04.167 |     |          |     |          |     |          |   |          |   |          |     |          |

# 36. INT. ADAC TRUCK-GRAND-PRIX

Nürburgring, length 3629 m

13. - 16. July 2023

FFSA ADAC Mittelrhein Cup



## Lap by Lap timed practice 2 (Q2), 15.07.2023

-Reg.No.: R-12863-Truck/23

| 40 Anthony ROBINEAU , MAN / FRA |          |   |          |   |          |   |          |   |          |   |                 |     |          |  |
|---------------------------------|----------|---|----------|---|----------|---|----------|---|----------|---|-----------------|-----|----------|--|
| 1                               | 3:09.678 | 2 | 2:01.318 | 3 | 2:22.197 | 4 | 2:00.079 | 5 | 1:59.960 | 6 | <b>1:59.365</b> | pit | 2:33.380 |  |

| 44 Jonathan ANDRÉ , MAN / FRA |          |   |                 |     |          |  |  |  |  |  |  |  |  |
|-------------------------------|----------|---|-----------------|-----|----------|--|--|--|--|--|--|--|--|
| 1                             | 2:36.717 | 2 | <b>1:58.752</b> | pit | 2:46.920 |  |  |  |  |  |  |  |  |

| 68 Aurélien HERGOTT , DAF / FRA |          |   |                 |     |          |  |  |  |  |  |  |  |  |
|---------------------------------|----------|---|-----------------|-----|----------|--|--|--|--|--|--|--|--|
| 1                               | 2:49.132 | 2 | <b>1:59.810</b> | pit | 2:53.397 |  |  |  |  |  |  |  |  |

| 71 Stéphane LANGUILLAT , RENAULT / FRA |          |   |          |   |          |     |          |   |          |   |          |   |                 |   |          |
|--|----------|---|----------|---|----------|-----|----------|---|----------|---|----------|---|-----------------|---|----------|
| 1                                      | 3:00.076 | 2 | 2:03.408 | 3 | 2:09.104 | pit | 2:25.654 | 5 | 4:10.043 | 6 | 2:03.868 | 7 | <b>2:03.091</b> | 8 | 2:03.392 |
| 9                                      | 2:03.572 |   |          |   |          |     |          |   |          |   |          |   |                 |   |          |

| 81 Sébastien DESCOFFRES , RENAULT / FRA |          |   |          |   |          |   |          |     |          |   |          |   |                 |     |          |
|---|----------|---|----------|---|----------|---|----------|-----|----------|---|----------|---|-----------------|-----|----------|
| 1                                       | 3:17.115 | 2 | 2:11.895 | 3 | 2:18.706 | 4 | 2:10.311 | pit | 2:30.434 | 6 | 4:34.809 | 7 | <b>2:10.915</b> | pit | 2:57.329 |


| 94 Ivan RODRIGUES , MAN / FRA |          |   |                 |   |          |  |  |  |  |  |  |  |  |  |  |
|-------------------------------|----------|---|-----------------|---|----------|--|--|--|--|--|--|--|--|--|--|
| 1                             | 2:54.253 | 2 | <b>1:59.182</b> | 3 | 2:50.235 |  |  |  |  |  |  |  |  |  |  |

# 36. INT. ADAC TRUCK-GRAND-PRIX

Nürburgring, length 3629 m

13. - 16. July 2023

FFSA ADAC Mittelrhein Cup



## Lap Analysis timed practice 2 (Q2), 15.07.2023

-Reg.No.: R-12863-Truck/23

### 2 Thomas ROBINEAU (FRA) (MAN)

Theoretische Bestzeit: 1:57.621

| Lap | D | Time            | S1              | S2            | S3            | Lap | D | Time     | S1       | S2     | S3 |
|-----|---|-----------------|-----------------|---------------|---------------|-----|---|----------|----------|--------|----|
| 1   | 1 | 2:42.853        | 1:30.050        | 40.552        | 32.251        | 3   | 1 | 2:54.210 | 1:20.664 | 45.971 |    |
| 2   | 1 | <b>1:57.621</b> | <b>1:00.131</b> | <b>29.677</b> | <b>27.813</b> |     |   |          |          |        |    |

### 9 Fabrice CHAIGNAUD (FRA) (RENAULT)

Theoretische Bestzeit: 2:06.973

| Lap | D | Time     | S1       | S2     | S3     | Lap | D | Time            | S1              | S2            | S3            |
|-----|---|----------|----------|--------|--------|-----|---|-----------------|-----------------|---------------|---------------|
| 1   | 1 | 3:01.847 | 1:39.151 | 45.392 |        | 5   | 1 | 2:07.840        | <b>1:04.681</b> | 32.035        | 31.124        |
| 2   | 1 | 2:10.329 | 1:06.892 | 31.762 |        | 6   | 1 | 2:29.531        | 1:17.775        | 38.897        | 32.859        |
| 3   | 1 | 2:24.810 | 1:05.588 | 32.115 |        | 7   | 1 | <b>2:07.010</b> | 1:04.718        | <b>31.169</b> | <b>31.123</b> |
| 4   | 1 | 3:19.945 | 2:12.800 | 33.925 | 33.220 | 8   | 1 | 2:43.521        | 1:15.069        | 38.980        |               |

### 10 Jennifer JANIEC (FRA) (MAN)

Theoretische Bestzeit: 2:00.313

| Lap | D | Time     | S1       | S2            | S3     | Lap | D | Time            | S1              | S2     | S3            |
|-----|---|----------|----------|---------------|--------|-----|---|-----------------|-----------------|--------|---------------|
| 1   | 1 | 2:57.405 | 1:35.164 | 46.335        | 35.906 | 6   | 1 | 2:01.119        | 1:01.439        | 30.364 | 29.316        |
| 2   | 1 | 2:02.697 | 1:02.780 | 30.411        | 29.506 | 7   | 1 | 2:01.180        | <b>1:01.271</b> | 30.406 | 29.498        |
| 3   | 1 | 2:02.224 | 1:02.264 | 30.592        | 29.368 | 8   | 1 | 2:22.994        | 1:11.305        | 39.334 | 32.355        |
| 4   | 1 | 2:00.973 | 1:01.653 | <b>30.171</b> | 29.149 | 9   | 1 | <b>2:00.655</b> | 1:01.440        | 30.349 | <b>28.866</b> |
| 5   | 1 | 2:34.256 | 1:18.180 | 42.007        | 34.069 |     |   |                 |                 |        |               |

### 11 Kévin BASSANELLI (FRA) (DAF)

Theoretische Bestzeit: 2:04.215

| Lap | D | Time     | S1       | S2            | S3     | Lap | D | Time            | S1              | S2     | S3            |
|-----|---|----------|----------|---------------|--------|-----|---|-----------------|-----------------|--------|---------------|
| 1   | 1 | 3:12.358 | 1:56.820 | 40.443        | 35.095 | 5   | 1 | 2:25.188        | 1:13.724        | 39.533 | 31.931        |
| 2   | 1 | 2:05.248 | 1:04.402 | 30.832        | 30.014 | 6   | 1 | <b>2:04.528</b> | <b>1:03.681</b> | 31.004 | <b>29.835</b> |
| 3   | 1 | 2:46.273 | 1:16.365 | 51.244        | 38.664 | 7   | 1 | 2:04.944        | 1:03.816        | 31.197 | 29.931        |
| 4   | 1 | 2:05.092 | 1:04.219 | <b>30.691</b> | 30.182 | 8   | 1 | 2:48.019        | 1:17.255        | 39.730 |               |

### 14 Matthieu BERNARD (FRA) (RENAULT)

Theoretische Bestzeit: 2:02.636

| Lap | D | Time     | S1       | S2            | S3     | Lap | D | Time            | S1              | S2     | S3            |
|-----|---|----------|----------|---------------|--------|-----|---|-----------------|-----------------|--------|---------------|
| 1   | 1 | 3:32.195 | 2:07.236 | 48.923        | 36.036 | 6   | 1 | 2:03.619        | 1:02.793        | 30.990 | 29.836        |
| 2   | 1 | 2:03.663 | 1:02.854 | 30.915        | 29.894 | 7   | 1 | 2:03.299        | 1:02.823        | 30.816 | 29.660        |
| 3   | 1 | 2:14.003 | 1:04.933 | 31.805        | 37.265 | 8   | 1 | <b>2:02.804</b> | <b>1:02.431</b> | 30.851 | <b>29.514</b> |
| 4   | 1 | 2:18.016 | 1:14.942 | 32.432        | 30.642 | 9   | 1 | 2:36.526        | 1:07.352        | 37.086 |               |
| 5   | 1 | 2:03.362 | 1:02.878 | <b>30.683</b> | 29.801 |     |   |                 |                 |        |               |

### 15 Lucas RIVALS (FRA) (RENAULT)

Theoretische Bestzeit: 2:00.424

| Lap | D | Time            | S1              | S2     | S3            | Lap | D | Time     | S1       | S2            | S3     |
|-----|---|-----------------|-----------------|--------|---------------|-----|---|----------|----------|---------------|--------|
| 1   | 1 | 3:08.503        | 1:43.647        | 48.215 | 36.641        | 4   | 1 | 2:00.917 | 1:01.554 | <b>29.961</b> | 29.402 |
| 2   | 1 | <b>2:00.735</b> | <b>1:01.401</b> | 30.272 | <b>29.054</b> | 5   | 1 | 2:43.032 | 1:16.193 | 39.370        |        |
| 3   | 1 | 2:29.330        | 1:17.330        | 39.595 | 32.405        |     |   |          |          |               |        |

### 17 Romain RIVALS (FRA) (RENAULT)

Theoretische Bestzeit: 2:03.153

| Lap | D | Time     | S1       | S2     | S3     | Lap | D | Time            | S1              | S2            | S3            |
|-----|---|----------|----------|--------|--------|-----|---|-----------------|-----------------|---------------|---------------|
| 1   | 1 | 3:10.186 | 1:45.606 | 47.090 | 37.490 | 6   | 1 | <b>2:03.405</b> | <b>1:02.711</b> | <b>30.454</b> | 30.232        |
| 2   | 1 | 2:04.044 | 1:03.228 | 30.710 | 30.106 | 7   | 1 | 2:12.199        | 1:09.216        | 32.257        | 30.726        |
| 3   | 1 | 2:31.100 | 1:13.443 | 41.344 | 36.313 | 8   | 1 | 2:03.926        | 1:02.931        | 31.015        | <b>29.980</b> |
| 4   | 1 | 2:08.152 | 1:04.440 | 32.495 | 31.217 | 9   | 1 | 2:04.061        | 1:03.452        | 30.514        | 30.095        |
| 5   | 1 | 2:04.048 | 1:03.391 | 30.575 | 30.082 |     |   |                 |                 |               |               |

### 18 Nathan DEFAYE (FRA) (RENAULT)

Theoretische Bestzeit: 2:06.370

| Lap | D | Time     | S1       | S2            | S3     | Lap | D | Time            | S1              | S2     | S3            |
|-----|---|----------|----------|---------------|--------|-----|---|-----------------|-----------------|--------|---------------|
| 1   | 1 | 3:15.480 | 1:52.828 | 45.172        |        | 6   | 1 | 2:08.427        | 1:06.758        | 30.898 | 30.771        |
| 2   | 1 | 2:09.991 | 1:07.669 | 31.439        |        | 7   | 1 | 2:07.544        | 1:05.825        | 31.267 | 30.452        |
| 3   | 1 | 2:32.050 | 1:06.561 | 38.452        |        | 8   | 1 | <b>2:06.722</b> | <b>1:05.291</b> | 31.175 | <b>30.255</b> |
| 4   | 1 | 3:01.631 | 1:58.885 | 31.337        | 31.409 | 9   | 1 | 2:34.700        | 1:20.273        | 41.493 | 32.934        |
| 5   | 1 | 2:08.617 | 1:07.172 | <b>30.823</b> | 30.622 |     |   |                 |                 |        |               |

### 20 Téo CALVET (FRA) (FREIGHTLINER)

Theoretische Bestzeit: 1:56.932


| Lap | D | Time     | S1       | S2     | S3     | Lap | D | Time            | S1            | S2            | S3            |
|-----|---|----------|----------|--------|--------|-----|---|-----------------|---------------|---------------|---------------|
| 1   | 1 | 3:08.607 | 1:37.771 | 50.579 | 40.257 | 3   | 1 | <b>1:56.932</b> | <b>59.565</b> | <b>29.604</b> | <b>27.763</b> |

# 36. INT. ADAC TRUCK-GRAND-PRIX

Nürburgring, length 3629 m

13. - 16. July 2023

FFSA ADAC Mittelrhein Cup



## Lap Analysis timed practice 2 (Q2), 15.07.2023

-Reg.No.: R-12863-Truck/23

| Lap | D | Time     | S1       | S2     | S3     | Lap | D | Time     | S1       | S2     | S3 |
|-----|---|----------|----------|--------|--------|-----|---|----------|----------|--------|----|
| 2   | 1 | 2:59.548 | 1:34.978 | 46.039 | 38.531 | 4   | 1 | 2:58.789 | 1:20.216 | 45.006 |    |




# 36. INT. ADAC TRUCK-GRAND-PRIX

Nürburgring, length 3629 m

13. - 16. July 2023

FFSA ADAC Mittelrhein Cup



## Lap Analysis timed practice 2 (Q2), 15.07.2023

-Reg.No.: R-12863-Truck/23

| 21 Raphael SOUSA (FRA) (FREIGHTLINER) |   |                 |               |               |               | Theoretische Bestzeit: 1:58.127 |   |          |          |        |    |
|---------------------------------------|---|-----------------|---------------|---------------|---------------|---------------------------------|---|----------|----------|--------|----|
| Lap                                   | D | Time            | S1            | S2            | S3            | Lap                             | D | Time     | S1       | S2     | S3 |
| 1                                     | 1 | 2:45.099        | 1:30.784      | 40.764        | 33.551        | 3                               | 1 | 2:30.205 | 1:00.702 | 39.442 |    |
| 2                                     | 1 | <b>1:58.127</b> | <b>59.983</b> | <b>29.967</b> | <b>28.177</b> |                                 |   |          |          |        |    |

| 22 José SOUSA (FRA) (FREIGHTLINER) |   |                 |                 |               |               | Theoretische Bestzeit: 1:59.716 |   |          |          |        |        |
|------------------------------------|---|-----------------|-----------------|---------------|---------------|---------------------------------|---|----------|----------|--------|--------|
| Lap                                | D | Time            | S1              | S2            | S3            | Lap                             | D | Time     | S1       | S2     | S3     |
| 1                                  | 1 | 2:45.577        | 1:31.469        | 41.007        | 33.101        | 3                               | 1 | 2:40.352 | 1:13.736 | 43.373 | 43.243 |
| 2                                  | 1 | <b>1:59.716</b> | <b>1:01.391</b> | <b>29.904</b> | <b>28.421</b> | 4                               | 1 | 3:15.049 | 1:47.496 | 40.310 |        |

| 24 Yorick MONTAGNE (FRA) (RENAULT) |   |          |          |               |               | Theoretische Bestzeit: 1:59.169 |   |                 |                 |        |        |
|------------------------------------|---|----------|----------|---------------|---------------|---------------------------------|---|-----------------|-----------------|--------|--------|
| Lap                                | D | Time     | S1       | S2            | S3            | Lap                             | D | Time            | S1              | S2     | S3     |
| 1                                  | 1 | 2:23.775 | 1:15.016 | 39.754        | 29.005        | 3                               | 1 | <b>1:59.279</b> | <b>1:00.891</b> | 30.059 | 28.328 |
| 2                                  | 1 | 1:59.983 | 1:01.706 | <b>30.054</b> | <b>28.223</b> | 4                               | 1 | 2:27.399        | 1:07.884        | 39.008 |        |

| 27 Pierre-Yves JAMES (FRA) (MAN) |   |          |          |        |        | Theoretische Bestzeit: 2:05.031 |   |                 |                 |               |               |
|----------------------------------|---|----------|----------|--------|--------|---------------------------------|---|-----------------|-----------------|---------------|---------------|
| Lap                              | D | Time     | S1       | S2     | S3     | Lap                             | D | Time            | S1              | S2            | S3            |
| 1                                | 1 | 3:13.958 | 1:50.577 | 45.022 |        | 6                               | 1 | 2:06.211        | 1:03.984        | 31.627        | 30.600        |
| 2                                | 1 | 2:08.776 | 1:05.797 | 32.256 |        | 7                               | 1 | 2:06.430        | 1:04.814        | 31.547        | <b>30.069</b> |
| 3                                | 1 | 2:19.794 | 1:06.793 | 38.269 |        | 8                               | 1 | <b>2:05.086</b> | <b>1:03.581</b> | <b>31.373</b> | 30.124        |
| 4                                | 1 | 2:26.319 | 1:09.858 | 32.321 |        | 9                               | 1 | 3:02.497        | 1:16.268        | 43.431        |               |
| 5                                | 1 | 2:50.133 | 1:47.650 | 31.667 | 30.816 |                                 |   |                 |                 |               |               |

| 30 Dimitri TREUVEY (FRA) (MAN) |   |          |          |        |               | Theoretische Bestzeit: 2:08.551 |   |                 |                 |               |        |
|--------------------------------|---|----------|----------|--------|---------------|---------------------------------|---|-----------------|-----------------|---------------|--------|
| Lap                            | D | Time     | S1       | S2     | S3            | Lap                             | D | Time            | S1              | S2            | S3     |
| 1                              | 1 | 3:21.872 | 2:00.077 | 47.194 |               | 5                               | 1 | 2:09.499        | 1:06.455        | 31.614        | 31.430 |
| 2                              | 1 | 2:11.011 | 1:07.978 | 31.739 |               | 6                               | 1 | 2:16.025        | <b>1:06.221</b> | 31.915        | 37.890 |
| 3                              | 1 | 2:30.448 | 1:09.241 | 33.653 |               | 7                               | 1 | <b>2:09.288</b> | 1:06.787        | <b>31.453</b> | 31.048 |
| 4                              | 1 | 4:20.407 | 3:17.474 | 32.055 | <b>30.878</b> | 8                               | 1 | 3:08.267        | 1:25.528        | 43.804        |        |

| 31 Patrick CHATELAIN (FRA) (IVECO) |   |          |          |        |        | Theoretische Bestzeit: 2:02.733 |   |                 |                 |               |               |
|------------------------------------|---|----------|----------|--------|--------|---------------------------------|---|-----------------|-----------------|---------------|---------------|
| Lap                                | D | Time     | S1       | S2     | S3     | Lap                             | D | Time            | S1              | S2            | S3            |
| 1                                  | 1 | 3:02.834 | 1:41.880 | 43.818 | 37.136 | 6                               | 1 | 2:03.824        | 1:03.106        | 30.709        | 30.009        |
| 2                                  | 1 | 2:06.468 | 1:04.428 | 31.130 | 30.910 | 7                               | 1 | 2:04.889        | 1:03.526        | 30.899        | 30.464        |
| 3                                  | 1 | 2:05.987 | 1:03.133 | 31.875 | 30.979 | 8                               | 1 | <b>2:03.008</b> | <b>1:02.721</b> | <b>30.550</b> | 29.729        |
| 4                                  | 1 | 2:03.995 | 1:03.386 | 31.037 | 29.572 | 9                               | 1 | 2:03.571        | 1:03.313        | 30.804        | <b>29.454</b> |
| 5                                  | 1 | 2:04.538 | 1:03.233 | 30.823 | 30.482 | 10                              | 1 | 2:04.167        | 1:03.130        | 30.819        | 30.218        |

| 40 Anthony ROBINEAU (FRA) (MAN) |   |          |          |        |        | Theoretische Bestzeit: 1:59.172 |   |                 |                 |               |               |
|---------------------------------|---|----------|----------|--------|--------|---------------------------------|---|-----------------|-----------------|---------------|---------------|
| Lap                             | D | Time     | S1       | S2     | S3     | Lap                             | D | Time            | S1              | S2            | S3            |
| 1                               | 1 | 3:09.678 | 1:58.817 | 37.159 | 33.702 | 5                               | 1 | 1:59.960        | 1:01.351        | <b>29.820</b> | 28.789        |
| 2                               | 1 | 2:01.318 | 1:01.000 | 30.480 | 29.838 | 6                               | 1 | <b>1:59.365</b> | <b>1:00.741</b> | 30.013        | <b>28.606</b> |
| 3                               | 1 | 2:22.197 | 1:09.945 | 39.886 | 32.366 | 7                               | 1 | 2:33.380        | 1:09.962        | 35.132        |               |
| 4                               | 1 | 2:00.079 | 1:01.124 | 30.080 |        |                                 |   |                 |                 |               |               |

| 44 Jonathan ANDRÉ (FRA) (MAN) |   |                 |                 |               |               | Theoretische Bestzeit: 1:58.752 |   |          |          |        |    |
|-------------------------------|---|-----------------|-----------------|---------------|---------------|---------------------------------|---|----------|----------|--------|----|
| Lap                           | D | Time            | S1              | S2            | S3            | Lap                             | D | Time     | S1       | S2     | S3 |
| 1                             | 1 | 2:36.717        | 1:23.522        | 40.720        | 32.475        | 3                               | 1 | 2:46.920 | 1:11.550 | 40.779 |    |
| 2                             | 1 | <b>1:58.752</b> | <b>1:00.351</b> | <b>29.842</b> | <b>28.554</b> |                                 |   |          |          |        |    |

| 68 Aurélien HERGOTT (FRA) (DAF) |   |                 |                 |               |               | Theoretische Bestzeit: 1:59.810 |   |          |          |        |    |
|---------------------------------|---|-----------------|-----------------|---------------|---------------|---------------------------------|---|----------|----------|--------|----|
| Lap                             | D | Time            | S1              | S2            | S3            | Lap                             | D | Time     | S1       | S2     | S3 |
| 1                               | 1 | 2:49.132        | 1:32.687        | 42.415        | 34.030        | 3                               | 1 | 2:53.397 | 1:17.079 | 45.407 |    |
| 2                               | 1 | <b>1:59.810</b> | <b>1:00.891</b> | <b>30.139</b> | <b>28.776</b> |                                 |   |          |          |        |    |


| 71 Stéphane LANGUILLAT (FRA) (RENAULT) |   |          |          |               |    | Theoretische Bestzeit: 2:02.697 |   |                 |                 |        |        |
|--|---|----------|----------|---------------|----|---------------------------------|---|-----------------|-----------------|--------|--------|
| Lap                                    | D | Time     | S1       | S2            | S3 | Lap                             | D | Time            | S1              | S2     | S3     |
| 1                                      | 1 | 3:00.076 | 1:40.288 | 43.221        |    | 6                               | 1 | 2:03.868        | 1:03.081        | 30.775 | 30.012 |
| 2                                      | 1 | 2:03.408 | 1:02.989 | <b>30.649</b> |    | 7                               | 1 | <b>2:03.091</b> | <b>1:02.591</b> | 30.826 | 29.666 |
| 3                                      | 1 | 2:09.104 | 1:02.937 | 34.529        |    | 8                               | 1 | 2:03.392        | 1:02.981        | 30.948 | 29.463 |

# 36. INT. ADAC TRUCK-GRAND-PRIX

Nürburgring, length 3629 m

13. - 16. July 2023

FFSA ADAC Mittelrhein Cup



## Lap Analysis timed practice 2 (Q2), 15.07.2023

-Reg.No.: R-12863-Truck/23


| Lap | D | Time     | S1       | S2     | S3     | Lap | D | Time     | S1       | S2     | S3            |
|-----|---|----------|----------|--------|--------|-----|---|----------|----------|--------|---------------|
| 4   | 1 | 2:25.654 | 1:02.789 | 38.096 |        | 9   | 1 | 2:03.572 | 1:03.144 | 30.979 | <b>29.449</b> |
| 5   | 1 | 4:10.043 | 3:05.812 | 32.583 | 31.648 |     |   |          |          |        |               |

# 36. INT. ADAC TRUCK-GRAND-PRIX

Nürburgring, length 3629 m

13. - 16. July 2023

FFSA ADAC Mittelrhein Cup



## Lap Analysis timed practice 2 (Q2), 15.07.2023

-Reg.No.: R-12863-Truck/23

### 81 Sébastien DESCOFFRES (FRA) (RENAULT)

Theoretische Bestzeit: 2:09.981

| Lap | D | Time     | S1              | S2            | S3 | Lap | D | Time            | S1       | S2     | S3            |
|-----|---|----------|-----------------|---------------|----|-----|---|-----------------|----------|--------|---------------|
| 1   | 1 | 3:17.115 | 1:54.260        | 45.112        |    | 5   | 1 | 2:30.434        | 1:07.783 | 32.140 |               |
| 2   | 1 | 2:11.895 | 1:07.959        | 32.066        |    | 6   | 1 | 4:34.809        | 3:31.184 | 31.735 | 31.890        |
| 3   | 1 | 2:18.706 | <b>1:06.821</b> | 35.554        |    | 7   | 1 | <b>2:10.915</b> | 1:07.757 | 31.517 | <b>31.641</b> |
| 4   | 1 | 2:10.311 | 1:07.477        | <b>31.514</b> |    | 8   | 1 | 2:57.329        | 1:15.686 | 43.051 |               |

### 94 Ivan RODRIGUES (FRA) (MAN)

Theoretische Bestzeit: 1:59.182


| Lap | D | Time            | S1              | S2            | S3            | Lap | D | Time     | S1       | S2     | S3 |
|-----|---|-----------------|-----------------|---------------|---------------|-----|---|----------|----------|--------|----|
| 1   | 1 | 2:54.253        | 1:34.633        | 45.640        | 33.980        | 3   | 1 | 2:50.235 | 1:21.314 | 41.314 |    |
| 2   | 1 | <b>1:59.182</b> | <b>1:00.851</b> | <b>30.143</b> | <b>28.181</b> |     |   |          |          |        |    |

# 36. INT. ADAC TRUCK-GRAND-PRIX

Nürburgring, length 3629 m

13. - 16. July 2023

FFSA ADAC Mittelrhein Cup



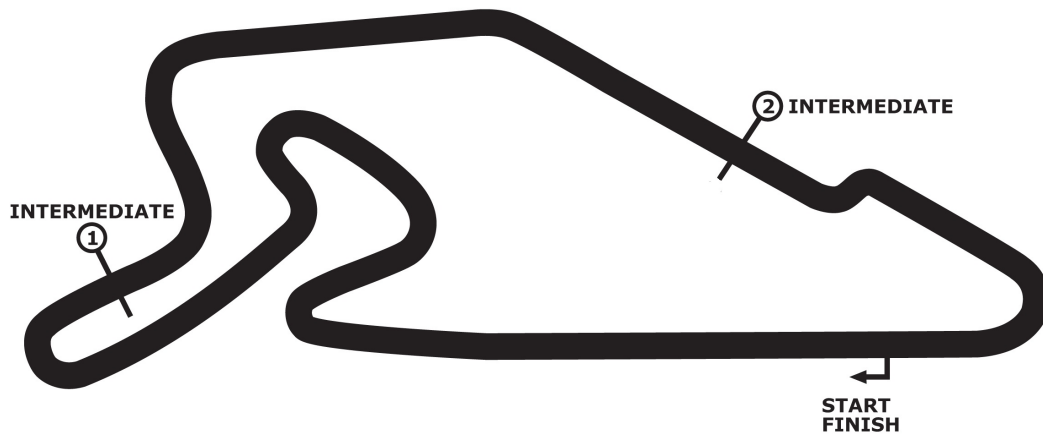
## Best Sector Times timed practice 2 (Q2)

-Reg.No.: R-12863-Truck/23

| Pos. | sector 1 |               |          | sector 2 |               |        | sector 3 |               |        | theoretical and best lap time |               |             |          |     |
|------|----------|---------------|----------|----------|---------------|--------|----------|---------------|--------|-------------------------------|---------------|-------------|----------|-----|
|      | No       | Driver        | Time     | No       | Driver        | Time   | No       | Driver        | Time   | No                            | Driver        | theoretical | Best     | Pos |
| 1    | 20       | CALVET T.     | 59.565   | 20       | CALVET T.     | 29.604 | 20       | CALVET T.     | 27.763 | 20                            | CALVET T.     | 1:56.932    | 1:56.932 | 1   |
| 2    | 21       | SOUSA R.      | 59.983   | 2        | ROBINEAU T.   | 29.677 | 2        | ROBINEAU T.   | 27.813 | 2                             | ROBINEAU T.   | 1:57.621    | 1:57.621 | 2   |
| 3    | 2        | ROBINEAU T.   | 1:00.131 | 40       | ROBINEAU A.   | 29.820 | 21       | SOUSA R.      | 28.177 | 21                            | SOUSA R.      | 1:58.127    | 1:58.127 | 3   |
| 4    | 44       | ANDRÉ J.      | 1:00.356 | 44       | ANDRÉ J.      | 29.842 | 94       | RODRIGUES I.  | 28.181 | 44                            | ANDRÉ J.      | 1:58.752    | 1:58.752 | 4   |
| 5    | 40       | ROBINEAU A.   | 1:00.746 | 22       | SOUSA J.      | 29.904 | 24       | MONTAGNE Y.   | 28.223 | 24                            | MONTAGNE Y.   | 1:59.169    | 1:59.279 | 6   |
| 6    | 94       | RODRIGUES I.  | 1:00.858 | 15       | RIVALS L.     | 29.961 | 22       | SOUSA J.      | 28.421 | 40                            | ROBINEAU A.   | 1:59.172    | 1:59.365 | 7   |
| 7    | 24       | MONTAGNE Y.   | 1:00.892 | 21       | SOUSA R.      | 29.967 | 44       | ANDRÉ J.      | 28.554 | 94                            | RODRIGUES I.  | 1:59.182    | 1:59.182 | 5   |
| 8    | 68       | HERGOTT A.    | 1:00.895 | 24       | MONTAGNE Y.   | 30.054 | 40       | ROBINEAU A.   | 28.606 | 22                            | SOUSA J.      | 1:59.716    | 1:59.716 | 8   |
| 9    | 10       | JANIEC J.     | 1:01.276 | 68       | HERGOTT A.    | 30.139 | 68       | HERGOTT A.    | 28.776 | 68                            | HERGOTT A.    | 1:59.810    | 1:59.810 | 9   |
| 10   | 22       | SOUSA J.      | 1:01.391 | 94       | RODRIGUES I.  | 30.143 | 10       | JANIEC J.     | 28.866 | 10                            | JANIEC J.     | 2:00.313    | 2:00.655 | 10  |
| 11   | 15       | RIVALS L.     | 1:01.409 | 10       | JANIEC J.     | 30.171 | 15       | RIVALS L.     | 29.054 | 15                            | RIVALS L.     | 2:00.424    | 2:00.735 | 11  |
| 12   | 14       | BERNARD M.    | 1:02.439 | 17       | RIVALS R.     | 30.454 | 71       | LANGUILLAT S. | 29.449 | 14                            | BERNARD M.    | 2:02.636    | 2:02.804 | 12  |
| 13   | 71       | LANGUILLAT S. | 1:02.599 | 31       | CHATELAIN P.  | 30.550 | 31       | CHATELAIN P.  | 29.454 | 71                            | LANGUILLAT S. | 2:02.697    | 2:03.091 | 14  |
| 14   | 17       | RIVALS R.     | 1:02.719 | 71       | LANGUILLAT S. | 30.649 | 14       | BERNARD M.    | 29.514 | 31                            | CHATELAIN P.  | 2:02.733    | 2:03.008 | 13  |
| 15   | 31       | CHATELAIN P.  | 1:02.729 | 14       | BERNARD M.    | 30.683 | 11       | BASSANELLI K. | 29.835 | 17                            | RIVALS R.     | 2:03.153    | 2:03.405 | 15  |
| 16   | 27       | JAMES P.      | 1:03.589 | 11       | BASSANELLI K. | 30.691 | 17       | RIVALS R.     | 29.980 | 11                            | BASSANELLI K. | 2:04.215    | 2:04.528 | 16  |
| 17   | 11       | BASSANELLI K. | 1:03.689 | 18       | DEFAYE N.     | 30.823 | 27       | JAMES P.      | 30.069 | 27                            | JAMES P.      | 2:05.031    | 2:05.086 | 17  |
| 18   | 9        | CHAIGNAUD F.  | 1:04.681 | 9        | CHAIGNAUD F.  | 31.169 | 18       | DEFAYE N.     | 30.255 | 18                            | DEFAYE N.     | 2:06.370    | 2:06.722 | 18  |
| 19   | 18       | DEFAYE N.     | 1:05.292 | 27       | JAMES P.      | 31.373 | 30       | TREUVEY D.    | 30.878 | 9                             | CHAIGNAUD F.  | 2:06.973    | 2:07.010 | 19  |
| 20   | 30       | TREUVEY D.    | 1:06.220 | 30       | TREUVEY D.    | 31.453 | 9        | CHAIGNAUD F.  | 31.123 | 30                            | TREUVEY D.    | 2:08.551    | 2:09.288 | 20  |
| 21   | 81       | DESCOFFRES S. | 1:06.826 | 81       | DESCOFFRES S. | 31.514 | 81       | DESCOFFRES S. | 31.641 | 81                            | DESCOFFRES S. | 2:09.981    | 2:10.915 | 21  |

## 36. INT. ADAC TRUCK-GRAND-PRIX

### SUPER POLE 2 (Q2)



**Nürburgring 3629 m**


**13. - 16. July 2023**

# 36. INT. ADAC TRUCK-GRAND-PRIX

Nürburgring, length 3629 m

13. - 16. July 2023

FFSA ADAC Mittelrhein Cup



## Result SUPER POLE 2 (Q2), 15.07.2023

-Reg.No.: R-12863-Truck/23

| Rk | No. | Gr | Entrant                 | License | Car                                    | laps        | Besttime           |        |         |  |
|----|-----|----|-------------------------|---------|--|-------------|--------------------|--------|---------|--|
|    |     | Cl | Driver                  | License | Team                                   | %           | GAP                | DIV    | km/h    |  |
| 1  | 20  |    | CALVET, Téo (FRA)       |         | FREIGHTLINER<br>Team Buggyra Racing    | 5<br>100.00 | 1:56.835           |        | 111.819 |  |
| 2  | 2   |    | ROBINEAU, Thomas (FRA)  |         | MAN<br>Team Robineau                   | 5<br>100.33 | 1:57.219<br>00.384 | 00.384 | 111.453 |  |
| 3  | 44  |    | ANDRÉ, Jonathan (FRA)   |         | MAN<br>Team Lion Truck Racing          | 5<br>100.67 | 1:57.623<br>00.788 | 00.404 | 111.070 |  |
| 4  | 94  |    | RODRIGUES, Ivan (FRA)   |         | MAN<br>Team Luxosport                  | 5<br>101.09 | 1:58.108<br>01.273 | 00.485 | 110.614 |  |
| 5  | 21  |    | SOUSA, Raphael (FRA)    |         | FREIGHTLINER<br>Team Viry Truck Racing | 5<br>101.32 | 1:58.372<br>01.537 | 00.264 | 110.367 |  |
| 6  | 24  |    | MONTAGNE, Yorick (FRA)  |         | RENAULT<br>Team Aravi                  | 5<br>101.60 | 1:58.699<br>01.864 | 00.327 | 110.063 |  |
| 7  | 22  |    | SOUSA, José (FRA)       |         | FREIGHTLINER<br>Team Viry Truck Racing | 5<br>101.76 | 1:58.888<br>02.053 | 00.189 | 109.888 |  |
| 8  | 68  |    | HERGOTT, Aurélien (FRA) |         | DAF                                    | 5<br>102.00 | 1:59.177<br>02.342 | 00.289 | 109.622 |  |
| 9  | 40  |    | ROBINEAU, Anthony (FRA) |         | MAN<br>Team Robineau                   | 5<br>102.06 | 1:59.237<br>02.402 | 00.060 | 109.567 |  |
| 10 | 10  |    | JANIEC, Jennifer (FRA)  |         | MAN<br>Team Janiec Racing Team         | 5<br>103.98 | 2:01.488<br>04.653 | 02.251 | 107.537 |  |

### TRUCK #20 - CANCELLATION OF RELEVANT LAP TIME - TRACK LIMIT

|         |                      |             |
|---------|----------------------|-------------|
| Issued: | Clerk of the Course: | Timekeeper: |
|---------|----------------------|-------------|


subject to final scrutineering

# 36. INT. ADAC TRUCK-GRAND-PRIX

Nürburgring, length 3629 m

13. - 16. July 2023

FFSA ADAC Mittelrhein Cup



## Lap by Lap SUPER POLE 2 (Q2), 15.07.2023

-Reg.No.: R-12863-Truck/23


|  |          |   |                 |   |                 |   |                 |     |          |  |  |  |
|--|----------|---|-----------------|---|-----------------|---|-----------------|-----|----------|--|--|--|
| <b>2 Thomas ROBINEAU , MAN / FRA</b>         |          |   |                 |   |                 |   |                 |     |          |  |  |  |
| 1  | 2:47.906 | 2 | <b>1:57.219</b> | 3 | 2:24.601        | 4 | 2:01.484        | pit | 2:44.564 |  |  |  |
| <b>10 Jennifer JANIEC , MAN / FRA</b>        |          |   |                 |   |                 |   |                 |     |          |  |  |  |
| 1  | 3:12.713 | 2 | <b>2:01.488</b> | 3 | 2:30.453        | 4 | 2:02.703        | 5   | 2:02.111 |  |  |  |
| <b>20 Téo CALVET , FREIGHTLINER / FRA</b>    |          |   |                 |   |                 |   |                 |     |          |  |  |  |
| 1  | 2:45.327 | 2 | <b>2:07.387</b> | 3 | <b>1:56.835</b> | 4 | 2:35.048        | 5   | 1:57.345 |  |  |  |
| <b>21 Raphael SOUSA , FREIGHTLINER / FRA</b> |          |   |                 |   |                 |   |                 |     |          |  |  |  |
| 1  | 2:49.179 | 2 | <b>1:58.372</b> | 3 | 2:16.076        | 4 | 1:58.436        | pit | 2:46.455 |  |  |  |
| <b>22 José SOUSA , FREIGHTLINER / FRA</b>    |          |   |                 |   |                 |   |                 |     |          |  |  |  |
| 1  | 3:05.503 | 2 | <b>1:58.888</b> | 3 | 2:07.436        | 4 | 2:00.542        | 5   | 2:00.548 |  |  |  |
| <b>24 Yorick MONTAGNE , RENAULT / FRA</b>    |          |   |                 |   |                 |   |                 |     |          |  |  |  |
| 1  | 3:00.335 | 2 | <b>1:58.699</b> | 3 | 1:59.126        | 4 | 1:59.073        | 5   | 1:59.372 |  |  |  |
| <b>40 Anthony ROBINEAU , MAN / FRA</b>       |          |   |                 |   |                 |   |                 |     |          |  |  |  |
| 1  | 3:02.286 | 2 | 2:00.202        | 3 | 2:03.323        | 4 | <b>1:59.237</b> | 5   | 1:59.653 |  |  |  |
| <b>44 Jonathan ANDRÉ , MAN / FRA</b>         |          |   |                 |   |                 |   |                 |     |          |  |  |  |
| 1  | 2:52.623 | 2 | <b>1:57.623</b> | 3 | 2:20.871        | 4 | 1:58.642        | pit | 2:52.255 |  |  |  |
| <b>68 Aurélien HERGOTT , DAF / FRA</b>       |          |   |                 |   |                 |   |                 |     |          |  |  |  |
| 1  | 3:09.641 | 2 | <b>1:59.177</b> | 3 | 2:05.989        | 4 | 2:00.251        | pit | 2:50.858 |  |  |  |
| <b>94 Ivan RODRIGUES , MAN / FRA</b>         |          |   |                 |   |                 |   |                 |     |          |  |  |  |
| 1  | 2:56.443 | 2 | 1:58.411        | 3 | 2:32.536        | 4 | <b>1:58.108</b> | 5   | 2:45.084 |  |  |  |

# 36. INT. ADAC TRUCK-GRAND-PRIX

Nürburgring, length 3629 m

13. - 16. July 2023

FFSA ADAC Mittelrhein Cup



## Lap Analysis SUPER POLE 2 (Q2), 15.07.2023

-Reg.No.: R-12863-Truck/23

### 2 Thomas ROBINEAU (FRA) (MAN)

Theoretische Bestzeit: 1:57.219

| Lap | D | Time            | S1            | S2            | S3            | Lap | D | Time     | S1       | S2     | S3     |
|-----|---|-----------------|---------------|---------------|---------------|-----|---|----------|----------|--------|--------|
| 1   | 1 | 2:47.906        | 1:30.515      | 42.048        | 35.343        | 4   | 1 | 2:01.484 | 59.961   | 30.210 | 31.313 |
| 2   | 1 | <b>1:57.219</b> | <b>59.698</b> | <b>29.782</b> | <b>27.739</b> | 5   | 1 | 2:44.564 | 1:10.635 | 40.261 |        |
| 3   | 1 | 2:24.601        | 1:13.828      | 40.495        | 30.278        |     |   |          |          |        |        |

### 10 Jennifer JANIEC (FRA) (MAN)

Theoretische Bestzeit: 2:00.727

| Lap | D | Time            | S1              | S2     | S3            | Lap | D | Time     | S1       | S2            | S3     |
|-----|---|-----------------|-----------------|--------|---------------|-----|---|----------|----------|---------------|--------|
| 1   | 1 | 3:12.713        | 1:44.064        | 49.721 | 38.928        | 4   | 1 | 2:02.703 | 1:02.666 | <b>30.280</b> | 29.757 |
| 2   | 1 | <b>2:01.488</b> | <b>1:01.231</b> | 31.041 | <b>29.212</b> | 5   | 1 | 2:02.111 | 1:01.906 | 30.426        | 29.779 |
| 3   | 1 | 2:30.453        | 1:16.415        | 41.025 | 33.013        |     |   |          |          |               |        |

### 20 Téo CALVET (FRA) (FREIGHTLINER)

Theoretische Bestzeit: 1:56.603

| Lap | D | Time            | S1            | S2            | S3            | Lap | D | Time     | S1       | S2     | S3     |
|-----|---|-----------------|---------------|---------------|---------------|-----|---|----------|----------|--------|--------|
| 1   | 1 | 2:45.327        | 1:28.122      | 42.581        | 34.624        | 4   | 1 | 2:35.048 | 1:12.249 | 43.807 | 38.992 |
| 2   | 1 | 2:07.387        | <b>59.374</b> | 29.645        |               | 5   | 1 | 1:57.345 | 59.710   | 29.828 | 27.807 |
| 3   | 1 | <b>1:56.835</b> | 59.606        | <b>29.620</b> | <b>27.609</b> |     |   |          |          |        |        |

### 21 Raphael SOUSA (FRA) (FREIGHTLINER)

Theoretische Bestzeit: 1:58.111

| Lap | D | Time            | S1       | S2     | S3            | Lap | D | Time     | S1              | S2            | S3     |
|-----|---|-----------------|----------|--------|---------------|-----|---|----------|-----------------|---------------|--------|
| 1   | 1 | 2:49.179        | 1:31.704 | 42.039 | 35.436        | 4   | 1 | 1:58.436 | <b>1:00.414</b> | <b>29.708</b> | 28.314 |
| 2   | 1 | <b>1:58.372</b> | 1:00.519 | 29.864 | <b>27.989</b> | 5   | 1 | 2:46.455 | 1:08.003        | 45.299        |        |
| 3   | 1 | 2:16.076        | 1:09.621 | 36.753 | 29.702        |     |   |          |                 |               |        |

### 22 José SOUSA (FRA) (FREIGHTLINER)

Theoretische Bestzeit: 1:58.888

| Lap | D | Time            | S1              | S2            | S3            | Lap | D | Time     | S1       | S2     | S3     |
|-----|---|-----------------|-----------------|---------------|---------------|-----|---|----------|----------|--------|--------|
| 1   | 1 | 3:05.503        | 1:40.898        | 47.791        | 36.814        | 4   | 1 | 2:00.542 | 1:01.622 | 30.150 | 28.770 |
| 2   | 1 | <b>1:58.888</b> | <b>1:00.991</b> | <b>29.752</b> | <b>28.146</b> | 5   | 1 | 2:00.548 | 1:01.365 | 30.329 | 28.854 |
| 3   | 1 | 2:07.436        | 1:04.268        | 33.819        | 29.349        |     |   |          |          |        |        |

### 24 Yorick MONTAGNE (FRA) (RENAULT)

Theoretische Bestzeit: 1:58.317

| Lap | D | Time            | S1              | S2     | S3            | Lap | D | Time     | S1       | S2            | S3     |
|-----|---|-----------------|-----------------|--------|---------------|-----|---|----------|----------|---------------|--------|
| 1   | 1 | 3:00.335        | 1:36.483        | 45.870 | 37.982        | 4   | 1 | 1:59.073 | 1:00.833 | <b>29.696</b> | 28.544 |
| 2   | 1 | <b>1:58.699</b> | <b>1:00.624</b> | 30.078 | <b>27.997</b> | 5   | 1 | 1:59.372 | 1:00.910 | 29.965        | 28.497 |
| 3   | 1 | 1:59.126        | 1:00.752        | 30.060 | 28.314        |     |   |          |          |               |        |

### 40 Anthony ROBINEAU (FRA) (MAN)

Theoretische Bestzeit: 1:58.930

| Lap | D | Time     | S1              | S2     | S3     | Lap | D | Time            | S1       | S2            | S3            |
|-----|---|----------|-----------------|--------|--------|-----|---|-----------------|----------|---------------|---------------|
| 1   | 1 | 3:02.286 | 1:38.092        | 45.920 | 38.274 | 4   | 1 | <b>1:59.237</b> | 1:00.939 | <b>29.727</b> | <b>28.571</b> |
| 2   | 1 | 2:00.202 | <b>1:00.631</b> | 30.947 | 28.623 | 5   | 1 | 1:59.653        | 1:01.157 | 29.900        | 28.596        |
| 3   | 1 | 2:03.323 | 1:02.948        | 30.802 | 29.573 |     |   |                 |          |               |               |

### 44 Jonathan ANDRÉ (FRA) (MAN)

Theoretische Bestzeit: 1:57.623

| Lap | D | Time            | S1            | S2            | S3            | Lap | D | Time     | S1       | S2     | S3     |
|-----|---|-----------------|---------------|---------------|---------------|-----|---|----------|----------|--------|--------|
| 1   | 1 | 2:52.623        | 1:33.086      | 43.317        | 36.220        | 4   | 1 | 1:58.642 | 1:00.353 | 30.040 | 28.249 |
| 2   | 1 | <b>1:57.623</b> | <b>59.900</b> | <b>29.688</b> | <b>28.035</b> | 5   | 1 | 2:52.255 | 1:13.222 | 43.199 |        |
| 3   | 1 | 2:20.871        | 1:12.549      | 38.080        | 30.242        |     |   |          |          |        |        |

### 68 Aurélien HERGOTT (FRA) (DAF)

Theoretische Bestzeit: 1:59.177

| Lap | D | Time            | S1              | S2            | S3            | Lap | D | Time     | S1       | S2     | S3     |
|-----|---|-----------------|-----------------|---------------|---------------|-----|---|----------|----------|--------|--------|
| 1   | 1 | 3:09.641        | 1:43.167        | 49.094        | 37.380        | 4   | 1 | 2:00.251 | 1:01.442 | 30.158 | 28.651 |
| 2   | 1 | <b>1:59.177</b> | <b>1:00.601</b> | <b>30.112</b> | <b>28.459</b> | 5   | 1 | 2:50.858 | 1:11.742 | 43.659 |        |
| 3   | 1 | 2:05.989        | 1:01.829        | 33.923        | 30.237        |     |   |          |          |        |        |

### 94 Ivan RODRIGUES (FRA) (MAN)

Theoretische Bestzeit: 1:57.893

| Lap | D | Time     | S1       | S2            | S3            | Lap | D | Time            | S1            | S2     | S3     |
|-----|---|----------|----------|---------------|---------------|-----|---|-----------------|---------------|--------|--------|
| 1   | 1 | 2:56.443 | 1:34.788 | 43.893        | 37.762        | 4   | 1 | <b>1:58.108</b> | <b>59.892</b> | 29.853 | 28.363 |
| 2   | 1 | 1:58.411 | 1:00.410 | <b>29.845</b> | <b>28.156</b> | 5   | 1 | 2:45.084        | 1:10.932      | 41.104 |        |
| 3   | 1 | 2:32.536 | 1:18.817 | 40.774        | 32.945        |     |   |                 |               |        |        |




# 36. INT. ADAC TRUCK-GRAND-PRIX

Nürburgring, length 3629 m

13. - 16. July 2023

FFSA ADAC Mittelrhein Cup



## Lap Analysis SUPER POLE 2 (Q2), 15.07.2023

-Reg.No.: R-12863-Truck/23


| Lap | D | Time | S1 | S2 | S3 | Lap | D | Time | S1 | S2 | S3 |
|-----|---|------|----|----|----|-----|---|------|----|----|----|
|-----|---|------|----|----|----|-----|---|------|----|----|----|

# 36. INT. ADAC TRUCK-GRAND-PRIX

Nürburgring, length 3629 m

13. - 16. July 2023

FFSA ADAC Mittelrhein Cup



## Best Sector Times SUPER POLE 2 (Q2)

-Reg.No.: R-12863-Truck/23

| Pos. | sector 1 |              |          | sector 2 |              |        | sector 3 |              |        | theoretical and best lap time |              |             |          |     |
|------|----------|--------------|----------|----------|--------------|--------|----------|--------------|--------|-------------------------------|--------------|-------------|----------|-----|
|      | No       | Driver       | Time     | No       | Driver       | Time   | No       | Driver       | Time   | No                            | Driver       | theoretical | Best     | Pos |
| 1    | 20       | CALVET T.    | 59.374   | 20       | CALVET T.    | 29.620 | 20       | CALVET T.    | 27.609 | 20                            | CALVET T.    | 1:56.603    | 1:56.835 | 1   |
| 2    | 2        | ROBINEAU T.  | 59.698   | 44       | ANDRÉ J.     | 29.688 | 2        | ROBINEAU T.  | 27.739 | 2                             | ROBINEAU T.  | 1:57.219    | 1:57.219 | 2   |
| 3    | 94       | RODRIGUES I. | 59.892   | 24       | MONTAGNE Y.  | 29.696 | 21       | SOUSA R.     | 27.989 | 44                            | ANDRÉ J.     | 1:57.623    | 1:57.623 | 3   |
| 4    | 44       | ANDRÉ J.     | 59.900   | 21       | SOUSA R.     | 29.708 | 24       | MONTAGNE Y.  | 27.997 | 94                            | RODRIGUES I. | 1:57.893    | 1:58.108 | 4   |
| 5    | 21       | SOUSA R.     | 1:00.414 | 40       | ROBINEAU A.  | 29.727 | 44       | ANDRÉ J.     | 28.035 | 21                            | SOUSA R.     | 1:58.111    | 1:58.372 | 5   |
| 6    | 68       | HERGOTT A.   | 1:00.606 | 22       | SOUSA J.     | 29.752 | 22       | SOUSA J.     | 28.146 | 24                            | MONTAGNE Y.  | 1:58.317    | 1:58.699 | 6   |
| 7    | 24       | MONTAGNE Y.  | 1:00.624 | 2        | ROBINEAU T.  | 29.782 | 94       | RODRIGUES I. | 28.156 | 22                            | SOUSA J.     | 1:58.888    | 1:58.888 | 7   |
| 8    | 40       | ROBINEAU A.  | 1:00.632 | 94       | RODRIGUES I. | 29.845 | 68       | HERGOTT A.   | 28.459 | 40                            | ROBINEAU A.  | 1:58.930    | 1:59.237 | 9   |
| 9    | 22       | SOUSA J.     | 1:00.990 | 68       | HERGOTT A.   | 30.112 | 40       | ROBINEAU A.  | 28.571 | 68                            | HERGOTT A.   | 1:59.177    | 1:59.177 | 8   |
| 10   | 10       | JANIEC J.    | 1:01.235 | 10       | JANIEC J.    | 30.280 | 10       | JANIEC J.    | 29.212 | 10                            | JANIEC J.    | 2:00.727    | 2:01.488 | 10  |