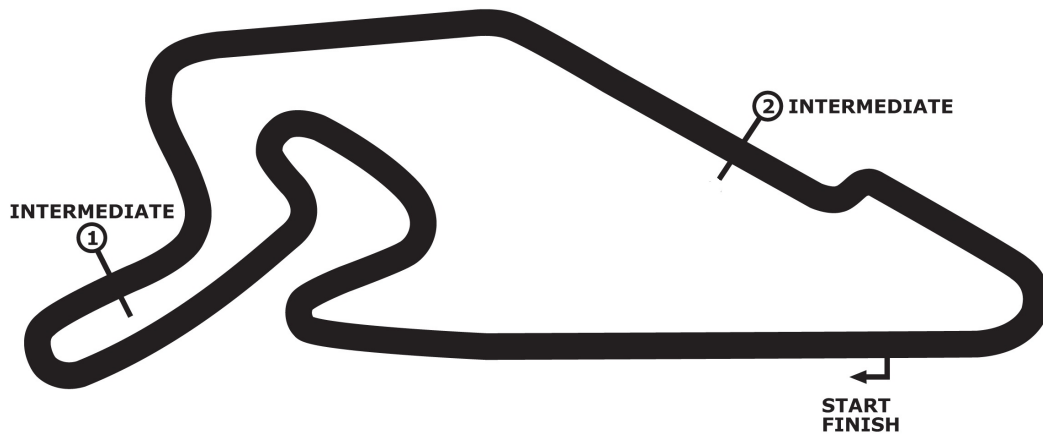




## 36. INT. ADAC TRUCK-GRAND-PRIX

race 2



**Nürburgring 3629 m**

**13. - 16. July 2023**




# 36. INT. ADAC TRUCK-GRAND-PRIX

Nürburgring, length 3629 m

13. - 16. July 2023

FFSA ADAC Mittelrhein Cup



## Result race 2

started : 19

classified : 19

not classified : 0

-Reg.No.: R-12863-Truck/23

Pos	No.	Cl.	Entrant Name	License License	Team/Sponsor Make	Lap	Total kmh	GAP Diff.	fastest kmh	at Lap
1	20		Téo CALVET / FRA		Team Buggyra Racing FREIGHTLINER	12	30:11.861 86.526		2:13.936 97.542	10
2	2		Thomas ROBINEAU / FRA		Team Robineau MAN	12	30:27.581 85.782	15.720 15.720	2:14.384 97.217	9
3	68		Aurélien HERGOTT / FRA		DAF	12	30:28.090 85.758	16.229 00.509	2:16.118 95.978	11
4	24		Yorick MONTAGNE / FRA		Team Aravi RENAULT	12	30:32.172 85.567	20.311 04.082	2:15.287 96.568	10
5	94		Ivan RODRIGUES / FRA		Team Luxosport MAN	12	30:43.595 85.036	31.734 11.423	2:16.848 95.467	12
6	44		Jonathan ANDRÉ / FRA		Team Lion Truck Racing MAN	12	30:51.679 84.665	39.818 08.084	2:17.364 95.108	8
7	21		Raphael SOUSA / FRA		Team Viry Truck Racing FREIGHTLINER	12	31:06.308 84.002	54.447 14.629	2:17.349 95.118	8
8	15		Lucas RIVALS / FRA		Team Albi Motor Racing RENAULT	12	31:12.020 83.745	1:00.159 05.712	2:19.231 93.833	12
9	40		Anthony ROBINEAU / FRA		Team Robineau MAN	12	31:13.934 83.660	1:02.073 01.914	2:18.878 94.071	12
10	71		Stéphane LANGUILLAT / FRA		Team Creteil Camion de Course RENAULT	12	31:18.198 83.470	1:06.337 04.264	2:19.716 93.507	12
11	31		Patrick CHATELAIN / FRA		Team Truck Toulousain IVECO	12	31:18.946 83.437	1:07.085 00.748	2:18.821 94.110	11
12	22		José SOUSA / FRA		Team Viry Truck Racing FREIGHTLINER	12	31:21.587 83.319	1:09.726 02.641	2:17.706 94.872	12
13	17		Romain RIVALS / FRA		Team Albi Motor Racing RENAULT	12	31:22.436 83.282	1:10.575 00.849	2:20.328 93.099	11
14	14		Matthieu BERNARD / FRA		Team 14 RENAULT	12	31:25.615 83.141	1:13.754 03.179	2:19.774 93.468	9
15	10		Jennifer JANIEC / FRA		Team Janiec Racing Team MAN	12	31:35.728 82.698	1:23.867 10.113	2:19.666 93.540	10
16	11		Kévin BASSANELLI / FRA		DAF	12	31:37.086 82.639	1:25.225 01.358	2:18.934 94.033	11
17	9		Fabrice CHAIGNAUD / FRA		Team FFC RENAULT	12	31:58.509 81.716	1:46.648 21.423	2:22.929 91.405	11
18	16		Florian DEFAYE / FRA		Team Camion Course Cepetois RENAULT	12	32:22.413 80.710	2:10.552 23.904	2:25.566 89.749	9
19	27		Pierre-Yves JAMES / FRA		Team James Competition MAN	11	30:21.286 78.905	1 Runde 1 Runde	2:24.823 90.209	9
DNS   DID NOT START										
	30		Dimitri TREUVEY / FRA		MAN	0	00.000 0.000	12 Runden	00.000 0.000	
	81		Sébastien DESCOFFRES / FRA		Team Camion Course Cepetois RENAULT	0	00.000 0.000	12 Runden	00.000 0.000	

fastest lap: 20 CALVET Téo 2:13.936 =97.542 km/h

Issued:

Clerk of the Course:

Timekeeper:


subject to final scrutineering

# 36. INT. ADAC TRUCK-GRAND-PRIX

Nürburgring, length 3629 m

13. - 16. July 2023

FFSA ADAC Mittelrhein Cup



## Lap by Lap race 2, 15.07.2023

-Reg.No.: R-12863-Truck/23

2 Thomas ROBINEAU , MAN / FRA															
1	3:57.245	2	3:33.929	3	2:21.018	4	2:19.140	5	2:23.146	6	2:16.521	7	2:15.838	8	2:16.085
9	<b>2:14.384</b>	10	2:15.378	11	2:17.036	12	2:17.861								

9 Fabrice CHAIGNAUD , RENAULT / FRA															
1	4:08.152	2	3:30.021	3	2:28.305	4	2:27.193	5	2:28.736	6	2:24.052	7	2:23.842	8	2:32.231
9	2:24.050	10	2:25.496	11	<b>2:22.929</b>	12	2:23.502								

10 Jennifer JANIEC , MAN / FRA															
1	4:06.910	2	3:29.604	3	2:27.938	4	2:39.907	5	2:20.863	6	2:25.083	7	2:21.727	8	2:22.277
9	2:21.944	10	<b>2:19.666</b>	11	2:19.834	12	2:19.975								

11 Kévin BASSANELLI , DAF / FRA															
1	4:13.562	2	3:26.589	3	2:27.093	4	2:24.805	5	2:26.691	6	2:24.638	7	2:22.283	8	2:32.776
9	2:19.712	10	2:19.691	11	<b>2:18.934</b>	12	2:20.312								

14 Matthieu BERNARD , RENAULT / FRA															
1	4:04.312	2	3:31.261	3	2:28.428	4	2:25.976	5	2:24.128	6	2:22.672	7	2:26.053	8	2:20.303
9	<b>2:19.774</b>	10	2:20.753	11	2:20.518	12	2:21.437								

15 Lucas RIVALS , RENAULT / FRA															
1	4:00.599	2	3:32.309	3	2:26.716	4	2:24.007	5	2:22.883	6	2:23.262	7	2:21.476	8	2:20.734
9	2:20.242	10	2:20.376	11	2:20.185	12	<b>2:19.231</b>								

16 Florian DEFAYE , RENAULT / FRA															
1	4:11.827	2	3:28.084	3	2:30.560	4	2:27.459	5	2:25.969	6	2:27.917	7	2:37.441	8	2:25.790
9	<b>2:25.566</b>	10	2:26.972	11	2:26.125	12	2:28.703								

17 Romain RIVALS , RENAULT / FRA															
1	4:01.752	2	3:31.805	3	2:28.655	4	2:26.110	5	2:24.004	6	2:22.434	7	2:21.677	8	2:21.304
9	2:21.619	10	2:22.261	11	<b>2:20.328</b>	12	2:20.487								

20 Téo CALVET , FREIGHTLINER / FRA															
1	3:59.584	2	3:32.374	3	2:19.754	4	2:16.499	5	2:15.387	6	2:14.698	7	2:18.018	8	2:16.122
9	2:15.295	10	<b>2:13.936</b>	11	2:14.589	12	2:15.605								

21 Raphael SOUSA , FREIGHTLINER / FRA															
1	3:58.251	2	3:33.354	3	2:21.652	4	2:19.856	5	2:20.366	6	2:18.242	7	2:18.775	8	<b>2:17.349</b>
9	2:19.266	10	2:19.348	11	2:37.962	12	2:21.887								

22 José SOUSA , FREIGHTLINER / FRA															
1	4:14.266	2	3:27.013	3	2:27.369	4	2:25.106	5	2:27.547	6	2:21.865	7	2:20.307	8	2:20.909
9	2:19.146	10	2:20.750	11	2:19.603	12	<b>2:17.706</b>								

24 Yorick MONTAGNE , RENAULT / FRA															
1	3:55.631	2	3:34.997	3	2:20.712	4	2:19.547	5	2:19.317	6	2:20.350	7	2:19.058	8	2:17.286
9	2:16.369	10	<b>2:15.287</b>	11	2:16.480	12	2:17.138								


27 Pierre-Yves JAMES , MAN / FRA															
1	4:09.000	2	3:29.442	3	2:29.871	4	2:28.720	5	2:25.882	6	2:26.390	7	2:25.102	8	2:26.362

# 36. INT. ADAC TRUCK-GRAND-PRIX

Nürburgring, length 3629 m

13. - 16. July 2023

FFSA ADAC Mittelrhein Cup



## Lap by Lap race 2, 15.07.2023

-Reg.No.: R-12863-Truck/23

9	2:24.823	pit	2:39.282	11	2:56.412														
---	----------	-----	----------	----	----------	--	--	--	--	--	--	--	--	--	--	--	--	--	--

<b>31 Patrick CHATELAIN , IVECO / FRA</b>																			
1	4:02.944	2	3:31.424	3	2:26.196	4	2:24.508	5	2:31.881	6	2:21.501	7	2:21.191	8	2:19.515				
9	2:21.228	10	2:20.257	11	<b>2:18.821</b>	12	2:19.480												

<b>40 Anthony ROBINEAU , MAN / FRA</b>																			
1	3:52.234	2	3:37.028	3	2:29.759	4	2:23.601	5	2:24.741	6	2:24.111	7	2:21.955	8	2:20.922				
9	2:20.247	10	2:20.400	11	2:20.058	12	<b>2:18.878</b>												

<b>44 Jonathan ANDRÉ , MAN / FRA</b>																			
1	3:54.197	2	3:35.781	3	2:22.618	4	2:19.119	5	2:19.330	6	2:19.674	7	2:22.425	8	<b>2:17.364</b>				
9	2:18.529	10	2:19.347	11	2:20.225	12	2:23.070												

<b>68 Aurélien HERGOTT , DAF / FRA</b>																			
1	3:50.990	2	3:37.461	3	2:19.754	4	2:19.843	5	2:20.821	6	2:18.357	7	2:17.831	8	2:16.973				
9	2:16.121	10	2:16.233	11	<b>2:16.118</b>	12	2:17.588												

<b>71 Stéphane LANGUILLAT , RENAULT / FRA</b>																			
1	4:05.597	2	3:30.339	3	2:26.643	4	2:23.534	5	2:23.842	6	2:22.406	7	2:22.251	8	2:22.597				
9	2:20.644	10	2:20.775	11	2:19.854	12	<b>2:19.716</b>												

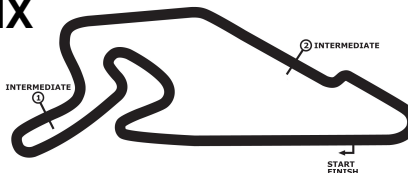
<b>94 Ivan RODRIGUES , MAN / FRA</b>																			
1	3:52.990	2	3:36.563	3	2:20.172	4	2:19.393	5	2:21.196	6	2:17.830	7	2:18.085	8	2:18.216				
9	2:21.676	10	2:20.066	11	2:20.560	12	<b>2:16.848</b>												

# 36. INT. ADAC TRUCK-GRAND-PRIX

Nürburgring, length 3629 m

13. - 16. July 2023

FFSA ADAC Mittelrhein Cup



## Lap Analysis race 2, 15.07.2023

-Reg.No.: R-12863-Truck/23

### 2 Thomas ROBINEAU (FRA) (MAN)

Theoretische Bestzeit: 2:14.199

Lap	D	Time	S1	S2	S3	Lap	D	Time	S1	S2	S3
1	1	3:57.245	2:08.760	53.037	55.448	7	1	2:15.838	1:11.479	32.934	<b>31.425</b>
2	1	3:33.929	1:52.080	55.543	46.306	8	1	2:16.085	1:10.595	33.604	31.886
3	1	2:21.018	1:13.341	34.390	33.287	9	1	<b>2:14.384</b>	<b>1:09.841</b>	33.015	31.527
4	1	2:19.140	1:12.330	33.317	33.493	10	1	2:15.378	1:10.371	33.363	31.644
5	1	2:23.146	1:17.676	33.461	32.009	11	1	2:17.036	1:11.314	33.365	32.357
6	1	2:16.521	1:11.146	<b>32.932</b>	32.443	12	1	2:17.861	1:11.802	33.386	32.673

### 9 Fabrice CHAIGNAUD (FRA) (RENAULT)

Theoretische Bestzeit: 2:21.974

Lap	D	Time	S1	S2	S3	Lap	D	Time	S1	S2	S3
1	1	4:08.152	2:20.398	52.815	54.939	7	1	2:23.842	1:14.699	<b>34.434</b>	34.709
2	1	3:30.021	1:51.832	55.089	43.100	8	1	2:32.231	1:21.319	34.829	36.083
3	1	2:28.305	1:16.438	35.824	36.043	9	1	2:24.050	1:14.384	34.843	34.823
4	1	2:27.193	1:15.626	35.472	36.095	10	1	2:25.496	1:15.555	34.784	35.157
5	1	2:28.736	1:15.564	35.272	37.900	11	1	<b>2:22.929</b>	<b>1:13.561</b>	34.528	34.837
6	1	2:24.052	1:15.301	34.775	<b>33.976</b>	12	1	2:23.502	1:14.002	35.018	34.482

### 10 Jennifer JANIEC (FRA) (MAN)

Theoretische Bestzeit: 2:17.940

Lap	D	Time	S1	S2	S3	Lap	D	Time	S1	S2	S3
1	1	4:06.910	2:18.750	53.526	54.634	7	1	2:21.727	1:12.766	35.171	33.790
2	1	3:29.604	1:51.932	54.289	43.383	8	1	2:22.277	1:13.102	35.482	33.693
3	1	2:27.938	1:17.144	36.202	34.592	9	1	2:21.944	1:12.427	35.328	34.189
4	1	2:39.907	1:31.031	35.121	33.755	10	1	<b>2:19.666</b>	1:12.641	<b>34.396</b>	<b>32.629</b>
5	1	2:20.863	1:11.661	34.498	34.704	11	1	2:19.834	1:11.327	34.814	33.693
6	1	2:25.083	1:15.039	35.848	34.196	12	1	2:19.975	<b>1:10.911</b>	34.734	34.326

### 11 Kévin BASSANELLI (FRA) (DAF)

Theoretische Bestzeit: 2:18.044

Lap	D	Time	S1	S2	S3	Lap	D	Time	S1	S2	S3
1	1	4:13.562	2:25.318	53.466	54.778	7	1	2:22.283	1:14.215	<b>34.033</b>	34.035
2	1	3:26.589	1:50.180	55.897	40.512	8	1	2:32.776	1:13.400	45.600	33.776
3	1	2:27.093	1:16.642	34.808	35.643	9	1	2:19.712	1:12.090	34.594	<b>33.028</b>
4	1	2:24.805	1:15.687	34.890	34.228	10	1	2:19.691	1:12.381	34.147	33.163
5	1	2:26.691	1:17.706	35.450	33.535	11	1	<b>2:18.934</b>	1:11.760	34.058	33.116
6	1	2:24.638	1:15.471	34.561	34.606	12	1	2:20.312	<b>1:10.981</b>	34.311	35.018

### 14 Matthieu BERNARD (FRA) (RENAULT)

Theoretische Bestzeit: 2:19.294

Lap	D	Time	S1	S2	S3	Lap	D	Time	S1	S2	S3
1	1	4:04.312	2:16.263	53.927	54.122	7	1	2:26.053	1:13.806	34.739	37.508
2	1	3:31.261	1:52.268	54.650	44.343	8	1	2:20.303	1:12.837	34.648	<b>32.818</b>
3	1	2:28.428	1:17.522	35.951	34.955	9	1	<b>2:19.774</b>	<b>1:12.091</b>	<b>34.379</b>	33.298
4	1	2:25.976	1:15.665	35.659	34.652	10	1	2:20.753	1:12.768	34.583	33.402
5	1	2:24.128	1:14.069	35.931	34.128	11	1	2:20.518	1:12.831	34.426	33.261
6	1	2:22.672	1:14.214	35.252	33.206	12	1	2:21.437	1:13.650	34.828	32.959

### 15 Lucas RIVALS (FRA) (RENAULT)

Theoretische Bestzeit: 2:19.215


Lap	D	Time	S1	S2	S3	Lap	D	Time	S1	S2	S3
1	1	4:00.599	2:12.322	53.337	54.940	7	1	2:21.476	1:13.214	33.918	34.344
2	1	3:32.309	1:51.562	55.894	44.853	8	1	2:20.734	1:12.231	33.997	34.506
3	1	2:26.716	1:16.249	35.494	34.973	9	1	2:20.242	1:12.003	34.115	34.124
4	1	2:24.007	1:15.265	34.709	34.033	10	1	2:20.376	1:11.973	34.541	33.862
5	1	2:22.883	1:13.258	34.666	34.959	11	1	2:20.185	1:12.002	<b>33.890</b>	34.293
6	1	2:23.262	1:13.376	34.339	35.547	12	1	<b>2:19.231</b>	<b>1:11.671</b>	33.906	<b>33.646</b>

# 36. INT. ADAC TRUCK-GRAND-PRIX

Nürburgring, length 3629 m

13. - 16. July 2023

FFSA ADAC Mittelrhein Cup



## Lap Analysis race 2, 15.07.2023

-Reg.No.: R-12863-Truck/23

16 Florian DEFAYE (FRA) (RENAULT)						Theoretische Bestzeit: 2:23.909					
Lap	D	Time	S1	S2	S3	Lap	D	Time	S1	S2	S3
1	1	4:11.827	2:24.042	52.864	54.921	7	1	2:37.441	1:28.597	<b>34.405</b>	34.439
2	1	3:28.084	1:50.821	55.655	41.608	8	1	2:25.790	1:16.413	35.104	<b>34.273</b>
3	1	2:30.560	1:19.838	35.919	34.803	9	1	<b>2:25.566</b>	1:15.670	35.139	34.757
4	1	2:27.459	1:16.598	35.735	35.126	10	1	2:26.972	1:15.743	35.019	36.210
5	1	2:25.969	1:15.401	35.141	35.427	11	1	2:26.125	<b>1:14.631</b>	35.506	35.988
6	1	2:27.917	1:15.722	36.753	35.442	12	1	2:28.703	1:15.175	36.881	36.647

17 Romain RIVALS (FRA) (RENAULT)						Theoretische Bestzeit: 2:19.198					
Lap	D	Time	S1	S2	S3	Lap	D	Time	S1	S2	S3
1	1	4:01.752	2:13.377	53.483	54.892	7	1	2:21.677	1:13.229	34.369	34.079
2	1	3:31.805	1:51.674	55.351	44.780	8	1	2:21.304	1:12.801	34.521	33.982
3	1	2:28.655	1:17.447	36.178	35.030	9	1	2:21.619	1:13.451	34.332	33.836
4	1	2:26.110	1:16.140	34.973	34.997	10	1	2:22.261	1:13.308	35.151	33.802
5	1	2:24.004	1:13.739	35.688	34.577	11	1	<b>2:20.328</b>	1:12.561	34.426	<b>33.341</b>
6	1	2:22.434	1:14.004	34.312	34.118	12	1	2:20.487	<b>1:11.651</b>	<b>34.204</b>	34.630

20 Téo CALVET (FRA) (FREIGHTLINER)						Theoretische Bestzeit: 2:13.936					
Lap	D	Time	S1	S2	S3	Lap	D	Time	S1	S2	S3
1	1	3:59.584	2:10.880	53.905	54.799	7	1	2:18.018	1:12.129	33.467	32.422
2	1	3:32.374	1:51.592	56.162	44.620	8	1	2:16.122	1:10.287	33.364	32.471
3	1	2:19.754	1:13.052	33.451	33.251	9	1	2:15.295	1:10.237	32.969	32.089
4	1	2:16.499	1:09.980	33.366	33.153	10	1	<b>2:13.936</b>	<b>1:09.291</b>	<b>32.729</b>	<b>31.911</b>
5	1	2:15.387	1:09.715	33.098	32.574	11	1	2:14.589	1:09.594	32.833	32.162
6	1	2:14.698	1:09.407	32.901	32.390	12	1	2:15.605	1:09.965	32.815	32.825

21 Raphael SOUSA (FRA) (FREIGHTLINER)						Theoretische Bestzeit: 2:16.632					
Lap	D	Time	S1	S2	S3	Lap	D	Time	S1	S2	S3
1	1	3:58.251	2:09.617	53.423	55.211	7	1	2:18.775	1:12.398	<b>33.409</b>	32.968
2	1	3:33.354	1:51.970	55.737	45.647	8	1	<b>2:17.349</b>	<b>1:11.031</b>	34.126	<b>32.184</b>
3	1	2:21.652	1:14.087	34.023	33.542	9	1	2:19.266	1:12.121	34.227	32.918
4	1	2:19.856	1:12.580	33.751	33.525	10	1	2:19.348	1:12.368	34.261	32.719
5	1	2:20.366	1:14.399	33.554	32.413	11	1	2:37.962	1:31.911	33.727	32.324
6	1	2:18.242	1:11.101	33.634	33.507	12	1	2:21.887	1:12.955	35.079	33.853

22 José SOUSA (FRA) (FREIGHTLINER)						Theoretische Bestzeit: 2:17.336					
Lap	D	Time	S1	S2	S3	Lap	D	Time	S1	S2	S3
1	1	4:14.266	2:26.292	53.556	54.418	7	1	2:20.307	1:12.774	34.033	33.500
2	1	3:27.013	1:50.416	55.704	40.893	8	1	2:20.909	1:14.789	<b>33.497</b>	<b>32.623</b>
3	1	2:27.369	1:16.462	35.489	35.418	9	1	2:19.146	1:12.417	33.898	32.831
4	1	2:25.106	1:15.713	34.741	34.652	10	1	2:20.750	1:13.361	34.024	33.365
5	1	2:27.547	1:16.617	35.609	35.321	11	1	2:19.603	1:12.845	34.057	32.701
6	1	2:21.865	1:14.534	34.347	32.984	12	1	<b>2:17.706</b>	<b>1:11.211</b>	33.568	32.922


24 Yorick MONTAGNE (FRA) (RENAULT)						Theoretische Bestzeit: 2:14.946					
Lap	D	Time	S1	S2	S3	Lap	D	Time	S1	S2	S3
1	1	3:55.631	2:06.327	53.917	55.387	7	1	2:19.058	1:12.736	33.640	32.682
2	1	3:34.997	1:52.299	55.757	46.941	8	1	2:17.286	1:10.977	34.215	32.094
3	1	2:20.712	1:12.073	34.701	33.938	9	1	2:16.369	1:10.591	33.815	<b>31.963</b>
4	1	2:19.547	1:12.133	34.094	33.320	10	1	<b>2:15.287</b>	<b>1:09.511</b>	<b>33.465</b>	32.304
5	1	2:19.317	1:12.077	33.823	33.417	11	1	2:16.480	1:10.955	33.555	31.970
6	1	2:20.350	1:13.022	33.945	33.383	12	1	2:17.138	1:11.095	33.673	32.370

# 36. INT. ADAC TRUCK-GRAND-PRIX

Nürburgring, length 3629 m

13. - 16. July 2023

FFSA ADAC Mittelrhein Cup



## Lap Analysis race 2, 15.07.2023

-Reg.No.: R-12863-Truck/23

27 Pierre-Yves JAMES (FRA) (MAN)						Theoretische Bestzeit: 2:24.125					
Lap	D	Time	S1	S2	S3	Lap	D	Time	S1	S2	S3
1	1	4:09.000	2:21.660	52.654	54.686	7	1	2:25.102	1:15.175	35.999	<b>33.928</b>
2	1	3:29.442	1:52.125	55.387	41.930	8	1	2:26.362	1:14.535	36.702	35.125
3	1	2:29.871	1:16.858	37.439	35.574	9	1	<b>2:24.823</b>	<b>1:14.344</b>	35.939	34.540
4	1	2:28.720	1:17.233	36.650	34.837	10	1	2:39.282	1:17.666	36.887	
5	1	2:25.882	1:14.949	36.031	34.902	11	1	2:56.412	1:46.144	<b>35.853</b>	34.415
6	1	2:26.390	1:15.411	35.935	35.044						

31 Patrick CHATELAIN (FRA) (IVECO)						Theoretische Bestzeit: 2:18.272					
Lap	D	Time	S1	S2	S3	Lap	D	Time	S1	S2	S3
1	1	4:02.944	2:14.902	53.533	54.509	7	1	2:21.191	1:12.847	34.583	33.761
2	1	3:31.424	1:51.986	55.141	44.297	8	1	2:19.515	1:12.124	33.808	33.583
3	1	2:26.196	1:15.473	35.538	35.185	9	1	2:21.228	1:12.509	35.242	33.477
4	1	2:24.508	1:15.132	34.902	34.474	10	1	2:20.257	1:12.608	34.076	33.573
5	1	2:31.881	1:13.308	45.195	<b>33.378</b>	11	1	<b>2:18.821</b>	1:11.518	<b>33.725</b>	33.578
6	1	2:21.501	1:12.741	34.848	33.912	12	1	2:19.480	<b>1:11.169</b>	34.251	34.060

40 Anthony ROBINEAU (FRA) (MAN)						Theoretische Bestzeit: 2:18.676					
Lap	D	Time	S1	S2	S3	Lap	D	Time	S1	S2	S3
1	1	3:52.234	2:02.375	54.561	55.298	7	1	2:21.955	1:13.483	34.681	33.791
2	1	3:37.028	1:52.212	55.832	48.984	8	1	2:20.922	1:12.889	<b>33.807</b>	34.226
3	1	2:29.759	1:19.133	35.572	35.054	9	1	2:20.247	1:12.995	33.873	33.379
4	1	2:23.601	1:14.961	34.998	33.642	10	1	2:20.400	1:12.919	34.141	33.340
5	1	2:24.741	1:15.111	34.369	35.261	11	1	2:20.058	1:12.351	34.363	33.344
6	1	2:24.111	1:15.171	34.680	34.260	12	1	<b>2:18.878</b>	<b>1:11.981</b>	34.009	<b>32.881</b>

44 Jonathan ANDRÉ (FRA) (MAN)						Theoretische Bestzeit: 2:17.364					
Lap	D	Time	S1	S2	S3	Lap	D	Time	S1	S2	S3
1	1	3:54.197	2:05.113	54.115	54.969	7	1	2:22.425	1:15.109	34.661	32.655
2	1	3:35.781	1:52.314	55.913	47.554	8	1	<b>2:17.364</b>	<b>1:11.551</b>	<b>33.450</b>	<b>32.363</b>
3	1	2:22.618	1:13.814	34.243	34.561	9	1	2:18.529	1:11.791	33.932	32.806
4	1	2:19.119	1:12.788	33.683	32.648	10	1	2:19.347	1:12.460	34.076	32.811
5	1	2:19.330	1:12.702	33.625	33.003	11	1	2:20.225	1:12.934	34.448	32.843
6	1	2:19.674	1:12.718	33.823	33.133	12	1	2:23.070	1:12.399	35.351	35.320

68 Aurélien HERGOTT (FRA) (DAF)						Theoretische Bestzeit: 2:15.507					
Lap	D	Time	S1	S2	S3	Lap	D	Time	S1	S2	S3
1	1	3:50.990	2:01.104	54.100	55.786	7	1	2:17.831	1:11.187	33.499	33.145
2	1	3:37.461	1:52.343	55.670	49.448	8	1	2:16.973	1:11.233	33.368	<b>32.372</b>
3	1	2:19.754	1:11.833	34.752	33.169	9	1	2:16.121	<b>1:10.081</b>	33.056	32.985
4	1	2:19.843	1:11.933	34.241	33.669	10	1	2:16.233	1:10.441	33.117	32.675
5	1	2:20.821	1:13.666	33.725	33.430	11	1	<b>2:16.118</b>	1:10.452	<b>33.055</b>	32.611
6	1	2:18.357	1:11.572	33.404	33.381	12	1	2:17.588	1:11.326	33.399	32.863


71 Stéphane LANGUILLAT (FRA) (RENAULT)						Theoretische Bestzeit: 2:18.983					
Lap	D	Time	S1	S2	S3	Lap	D	Time	S1	S2	S3
1	1	4:05.597	2:17.780	53.697	54.120	7	1	2:22.251	1:13.479	34.741	34.031
2	1	3:30.339	1:52.181	54.784	43.374	8	1	2:22.597	1:13.569	34.819	34.209
3	1	2:26.643	1:16.033	35.993	34.617	9	1	2:20.644	1:12.623	34.729	<b>33.292</b>
4	1	2:23.534	1:14.321	35.080	34.133	10	1	2:20.775	1:12.482	34.767	33.526
5	1	2:23.842	1:13.665	36.514	33.663	11	1	2:19.854	1:12.398	<b>34.114</b>	33.342
6	1	2:22.406	1:13.324	34.450	34.632	12	1	<b>2:19.716</b>	<b>1:11.571</b>	34.288	33.851

# 36. INT. ADAC TRUCK-GRAND-PRIX

Nürburgring, length 3629 m

13. - 16. July 2023

FFSA ADAC Mittelrhein Cup



## Lap Analysis race 2, 15.07.2023

-Reg.No.: R-12863-Truck/23

**94 Ivan RODRIGUES (FRA) (MAN)**

**Theoretische Bestzeit: 2:16.493**

Lap	D	Time	S1	S2	S3	Lap	D	Time	S1	S2	S3
1	1	3:52.990	2:03.713	54.180	55.097	7	1	2:18.085	1:12.103	33.867	32.115
2	1	3:36.563	1:52.511	55.692	48.360	8	1	2:18.216	1:11.309	34.355	32.552
3	1	2:20.172	1:12.577	34.338	33.257	9	1	2:21.676	1:14.979	34.244	32.453
4	1	2:19.393	1:12.680	34.105	32.608	10	1	2:20.066	1:12.310	35.806	31.950
5	1	2:21.196	1:12.967	34.291	33.938	11	1	2:20.560	1:13.129	34.154	33.277
6	1	2:17.830	1:11.575	<b>33.650</b>	32.605	12	1	<b>2:16.848</b>	<b>1:11.184</b>	34.005	<b>31.659</b>




# 36. INT. ADAC TRUCK-GRAND-PRIX

Nürburgring, length 3629 m

13. - 16. July 2023

FFSA ADAC Mittelrhein Cup



## Best Sector Times race 2

-Reg.No.: R-12863-Truck/23

Pos.	sector 1		sector 2		sector 3		theoretical and best lap time							
	No	Driver	Time	No	Driver	Time	No	Driver	theoretical	Best	Pos			
1	20	CALVET T.	1:09.296	20	CALVET T.	32.729	2	ROBINEAU T.	31.425	20	CALVET T.	2:13.936	2:13.936	
2	24	MONTAGNE Y.	1:09.518	2	ROBINEAU T.	32.932	94	RODRIGUES I.	31.659	2	ROBINEAU T.	2:14.199	2:14.384	
3	2	ROBINEAU T.	1:09.842	68	HERGOTT A.	33.055	20	CALVET T.	31.911	24	MONTAGNE Y.	2:14.946	2:15.287	
4	68	HERGOTT A.	1:10.080	21	SOUSA R.	33.409	24	MONTAGNE Y.	31.963	68	HERGOTT A.	2:15.507	2:16.118	
5	10	JANIEC J.	1:10.915	44	ANDRÉ J.	33.450	21	SOUSA R.	32.184	94	RODRIGUES I.	2:16.493	2:16.848	
6	11	BASSANELLI K.	1:10.983	24	MONTAGNE Y.	33.465	44	ANDRÉ J.	32.363	21	SOUSA R.	2:16.632	2:17.349	
7	21	SOUSA R.	1:11.039	22	SOUSA J.	33.497	68	HERGOTT A.	32.372	22	SOUSA J.	2:17.336	2:17.706	
8	31	CHATELAIN P.	1:11.169	94	RODRIGUES I.	33.650	22	SOUSA J.	32.623	44	ANDRÉ J.	2:17.364	2:17.364	
9	94	RODRIGUES I.	1:11.184	31	CHATELAIN P.	33.725	10	JANIEC J.	32.629	10	JANIEC J.	2:17.940	2:19.666	
10	22	SOUSA J.	1:11.216	40	ROBINEAU A.	33.807	14	BERNARD M.	32.818	11	BASSANELLI K.	2:18.044	2:18.934	
11	44	ANDRÉ J.	1:11.551	15	RIVALS L.	33.890	40	ROBINEAU A.	32.881	31	CHATELAIN P.	2:18.272	2:18.821	
12	71	LANGUILLAT S.	1:11.577	11	BASSANELLI K.	34.033	11	BASSANELLI K.	33.028	40	ROBINEAU A.	2:18.676	2:18.878	
13	17	RIVALS R.	1:11.653	71	LANGUILLAT S.	34.114	71	LANGUILLAT S.	33.292	71	LANGUILLAT S.	2:18.983	2:19.716	
14	15	RIVALS L.	1:11.679	17	RIVALS R.	34.204	17	RIVALS R.	33.341	17	RIVALS R.	2:19.198	2:20.328	
15	40	ROBINEAU A.	1:11.988	14	BERNARD M.	34.379	31	CHATELAIN P.	33.378	15	RIVALS L.	2:19.215	2:19.231	
16	14	BERNARD M.	1:12.097	10	JANIEC J.	34.396	15	RIVALS L.	33.646	14	BERNARD M.	2:19.294	2:19.774	
17	9	CHAIGNAUD F.	1:13.564	16	DEFAYE F.	34.405	27	JAMES P.	33.928	9	CHAIGNAUD F.	2:21.974	2:22.929	
18	27	JAMES P.	1:14.344	9	CHAIGNAUD F.	34.434	9	CHAIGNAUD F.	33.976	16	DEFAYE F.	2:23.309	2:25.566	
19	16	DEFAYE F.	1:14.631	27	JAMES P.	35.853	16	DEFAYE F.	34.273	27	JAMES P.	2:24.125	2:24.823	

Lapchart: FFSA ADAC Mittelrhein Cup race 2

POS	1	2	3	4	5	6	7	8	9	10	11	12	13	14	15	16	17	18	19	20
LAP 1	68	40	94	44	24	2	21	20	15	17	31	14	71	10	9	27	16	11	22	
LAP 2	68	40	94	44	24	2	21	20	15	17	31	14	71	10	9	27	16	11	22	
LAP 3	68	94	24	20	2	44	21	40	15	31	17	71	14	10	9	11	27	22	16	
LAP 4	68	20	94	24	2	44	21	40	15	31	71	17	14	11	9	22	27	16	10	
LAP 5	20	68	24	94	44	21	2	15	40	71	17	14	31	11	22	9	27	16	10	
LAP 6	20	68	94	24	44	2	21	15	40	71	17	14	31	22	11	9	27	10	16	
LAP 7	20	68	94	2	24	21	44	15	40	71	17	31	14	22	11	9	10	27	16	
LAP 8	20	68	2	94	24	21	44	15	40	71	17	31	14	22	10	11	27	9	16	
LAP 9	20	2	68	24	94	21	44	15	40	71	17	31	14	22	10	11	27	9	16	
LAP 10	20	2	68	24	94	21	44	15	40	71	31	17	14	22	10	11	9	27	16	
LAP 11	20	2	68	24	94	44	21	15	40	71	31	17	22	14	10	11	9	16	27	
LAP 12	20	2	68	24	94	44	21	15	40	71	31	22	17	14	10	11	9	16		