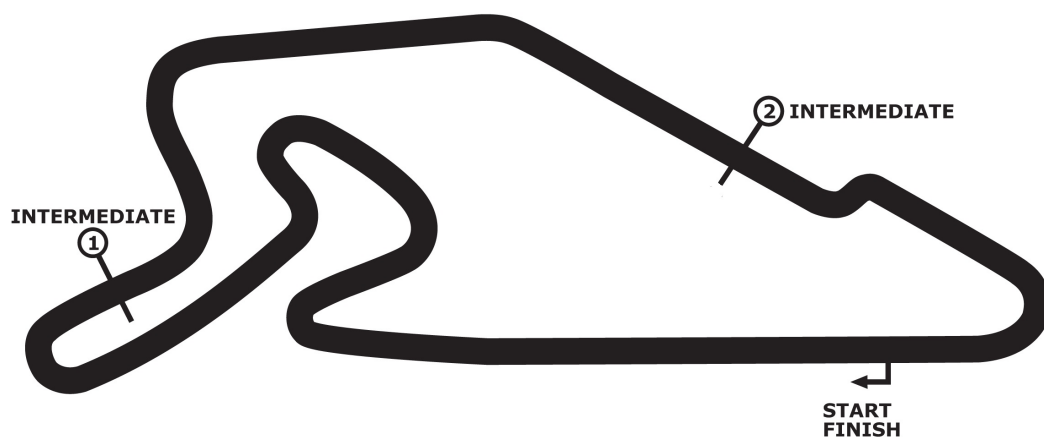


36. INT. ADAC TRUCK-GRAND-PRIX

warm up 1



Nürburgring 3629 m


13. - 16. July 2023

36. INT. ADAC TRUCK-GRAND-PRIX

Nürburgring, length 3629 m

13. - 16. July 2023

FFSA ADAC Mittelrhein Cup



Result warm up 1, 15.07.2023

-Reg.No.: R-12863-Truck/23

Rk	No.	Gr	Entrant	License	Car	laps	Besttime			
		Cl	Driver	License	Team	%	GAP	DIV	km/h	
1	20		CALVET, Téo (FRA)		FREIGHTLINER Team Buggyra Racing	7 100.00	1:57.600		111.092	
2	44		ANDRÉ, Jonathan (FRA)		MAN Team Lion Truck Racing	7 100.77	1:58.510 00.910	00.910	110.239	
3	21		SOUSA, Raphael (FRA)		FREIGHTLINER Team Viry Truck Racing	7 101.22	1:59.034 01.434	00.524	109.754	
4	24		MONTAGNE, Yorick (FRA)		RENAULT Team Aravi	8 101.42	1:59.272 01.672	00.238	109.535	
5	2		ROBINEAU, Thomas (FRA)		MAN Team Robineau	6 101.81	1:59.730 02.130	00.458	109.116	
6	94		RODRIGUES, Ivan (FRA)		MAN Team Luxosport	7 102.12	2:00.092 02.492	00.362	108.787	
7	22		SOUSA, José (FRA)		FREIGHTLINER Team Viry Truck Racing	6 102.54	2:00.586 02.986	00.494	108.341	
8	68		HERGOTT, Aurélien (FRA)		DAF	4 104.03	2:02.344 04.744	01.758	106.784	
9	10		JANIEC, Jennifer (FRA)		MAN Team Janiec Racing Team	6 105.72	2:04.327 06.727	01.983	105.081	
10	40		ROBINEAU, Anthony (FRA)		MAN Team Robineau	7 106.33	2:05.044 07.444	00.717	104.478	
11	71		LANGUILLAT, Stéphane (FRA)		RENAULT Team Creteil Camion de Course	8 106.56	2:05.317 07.717	00.273	104.251	
12	11		BASSANELLI, Kévin (FRA)		DAF	7 107.17	2:06.034 08.434	00.717	103.658	
13	14		BERNARD, Matthieu (FRA)		RENAULT Team 14	8 108.01	2:07.023 09.423	00.989	102.851	
14	9		CHAIGNAUD, Fabrice (FRA)		RENAULT Team FFC	8 108.59	2:07.704 10.104	00.681	102.302	
15	31		CHATELAIN, Patrick (FRA)		IVECO Team Truck Toulousain	8 110.74	2:10.236 12.636	02.532	100.313	
16	30		TREUVEY, Dimitri (FRA)		MAN	7 111.47	2:11.091 13.491	00.855	99.659	
17	17		RIVALS, Romain (FRA)		RENAULT Team Albi Motor Racing	3 111.52	2:11.148 13.548	00.057	99.616	
18	81		DESCOFFRES, Sébastien (FRA)		RENAULT Team Camion Course Cepetois	8 114.99	2:15.232 17.632	04.084	96.607	
19	15		RIVALS, Lucas (FRA)		RENAULT Team Albi Motor Racing	3 126.51	2:28.775 31.175	13.543	87.813	
	27		JAMES, Pierre-Yves (FRA)		MAN Team James Competition	6	00.000		0.000	
	16		DEFAYE, Florian (FRA)		RENAULT Team Camion Course Cepetois	6	00.000		0.000	

TRUCKS #16 & 27 - CANCELLATION OF RELEVANT LAP TIMES - SMOKE

Issued:

Clerk of the Course:

Timekeeper:

subject to final scrutineering

36. INT. ADAC TRUCK-GRAND-PRIX

Nürburgring, length 3629 m

13. - 16. July 2023

FFSA ADAC Mittelrhein Cup



Lap by Lap warm up 1, 15.07.2023

-Reg.No.: R-12863-Truck/23

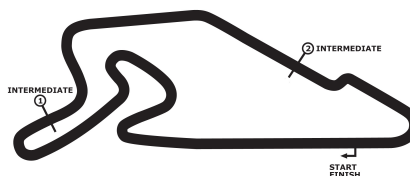
2 Thomas ROBINEAU , MAN / FRA													
1	3:22.498	2	2:17.730	3	2:08.995	4	2:07.482	5	1:59.730	pit	2:51.720		
9 Fabrice CHAIGNAUD , RENAULT / FRA													
1	2:55.527	2	2:11.072	3	2:13.453	4	2:12.700	5	2:09.009	6	2:08.073	7	2:07.704 pit 2:56.963
10 Jennifer JANIEC , MAN / FRA													
1	3:31.453	2	2:15.329	pit	2:30.674	4	4:31.777	5	2:04.327	6	2:05.027		
11 Kévin BASSANELLI , DAF / FRA													
1	2:30.197	2	2:07.888	3	2:07.296	pit	2:35.885	5	3:56.636	6	2:06.034	pit	2:49.791
14 Matthieu BERNARD , RENAULT / FRA													
1	3:04.957	2	2:07.023	3	2:08.541	4	2:12.710	5	2:09.038	6	2:08.159	7	2:07.712 pit 3:02.292
15 Lucas RIVALS , RENAULT / FRA													
1	3:23.424	2	2:28.775	pit	2:47.721								
16 Florian DEFAYE , RENAULT / FRA													
1	3:31.238	2	2:27.942	3	2:38.381	4	2:15.337	pit	2:35.600	6	3:17.025		
17 Romain RIVALS , RENAULT / FRA													
1	3:24.753	2	2:11.148	pit	3:01.532								
20 Téo CALVET , FREIGHTLINER / FRA													
1	2:22.025	2	1:57.847	pit	2:52.712	4	3:07.192	5	1:58.127	6	1:57.600	pit	2:51.455
21 Raphael SOUSA , FREIGHTLINER / FRA													
1	2:44.461	2	2:00.547	3	2:20.216	pit	2:30.123	5	3:50.369	6	1:59.034	pit	2:56.199
22 José SOUSA , FREIGHTLINER / FRA													
1	4:06.071	2	3:35.313	3	3:25.650	4	2:05.211	5	2:00.586	pit	2:49.932		
24 Yorick MONTAGNE , RENAULT / FRA													
1	2:23.668	2	1:59.884	3	2:00.949	pit	2:17.505	5	3:32.680	6	1:59.920	7	1:59.272 pit 3:12.565
27 Pierre-Yves JAMES , MAN / FRA													
1	2:51.866	pit	2:28.111	3	4:25.141	pit	2:21.461	5	3:31.473	pit	3:10.617		
30 Dimitri TREUVEY , MAN / FRA													
1	2:31.370	2	2:11.761	3	2:32.470	pit	2:28.184	5	4:14.590	6	2:11.091	pit	3:10.586
31 Patrick CHATELAIN , IVECO / FRA													
1	3:23.776	2	2:10.236	3	2:14.942	4	2:16.762	5	2:11.527	6	2:11.953	7	2:11.943 pit 2:49.343
40 Anthony ROBINEAU , MAN / FRA													
1	3:06.621	2	2:06.221	3	2:09.136	4	2:12.385	5	2:11.669	6	2:05.044	pit	2:25.473
44 Jonathan ANDRÉ , MAN / FRA													
1	2:25.545	2	1:59.546	pit	2:22.418	4	3:49.634	5	1:59.621	6	1:58.510	pit	2:57.565

36. INT. ADAC TRUCK-GRAND-PRIX

Nürburgring, length 3629 m

13. - 16. July 2023

FFSA ADAC Mittelrhein Cup



Lap by Lap warm up 1, 15.07.2023

-Reg.No.: R-12863-Truck/23

68 Aurélien HERGOTT , DAF / FRA													
1	2:39.777	2	2:02.344	3	2:03.328	pit	2:13.255						

71 Stéphane LANGUILLAT , RENAULT / FRA													
1	2:46.069	2	2:07.313	3	2:15.252	4	2:10.069	5	2:06.152	6	2:05.736	7	2:05.317 pit 3:05.876

81 Sébastien DESCOFFRES , RENAULT / FRA													
1	3:04.388	2	2:20.065	3	2:23.503	4	2:23.756	5	2:17.386	6	2:16.638	7	2:15.232 8 2:32.136

94 Ivan RODRIGUES , MAN / FRA													
1	2:35.448	2	2:00.092	3	2:04.584	4	2:15.301	5	4:26.542	6	2:00.233	7	2:27.012

36. INT. ADAC TRUCK-GRAND-PRIX

Nürburgring, length 3629 m

13. - 16. July 2023

FFSA ADAC Mittelrhein Cup



Lap Analysis warm up 1, 15.07.2023

-Reg.No.: R-12863-Truck/23

2 Thomas ROBINEAU (FRA) (MAN)

Theoretische Bestzeit: 1:59.730

Lap	D	Time	S1	S2	S3	Lap	D	Time	S1	S2	S3
1	1	3:22.498	2:12.754	35.720	34.024	4	1	2:07.482	1:05.144	30.443	31.895
2	1	2:17.730	1:13.161	32.532	32.037	5	1	1:59.730	1:01.141	29.932	28.657
3	1	2:08.995	1:04.000	31.369	33.626	6	1	2:51.720	1:14.601	41.877	

9 Fabrice CHAIGNAUD (FRA) (RENAULT)

Theoretische Bestzeit: 2:07.197

Lap	D	Time	S1	S2	S3	Lap	D	Time	S1	S2	S3
1	1	2:55.527	1:51.397	31.752	32.378	5	1	2:09.009	1:06.446	31.356	31.207
2	1	2:11.072	1:07.902	31.468	31.702	6	1	2:08.073	1:05.732	31.376	30.965
3	1	2:13.453	1:06.362	34.146	32.945	7	1	2:07.704	1:05.662	31.302	30.740
4	1	2:12.700	1:08.131	31.637	32.932	8	1	2:56.963	1:05.151	41.775	

10 Jennifer JANIEC (FRA) (MAN)

Theoretische Bestzeit: 2:04.003

Lap	D	Time	S1	S2	S3	Lap	D	Time	S1	S2	S3
1	1	3:31.453	2:20.575	36.446	34.432	4	1	4:31.777	3:28.735	31.713	31.329
2	1	2:15.329	1:11.138	32.764	31.427	5	1	2:04.327	1:03.483	30.581	30.263
3	1	2:30.674	1:10.456	36.861		6	1	2:05.027	1:03.151	30.761	31.107

11 Kévin BASSANELLI (FRA) (DAF)

Theoretische Bestzeit: 2:05.230

Lap	D	Time	S1	S2	S3	Lap	D	Time	S1	S2	S3
1	1	2:30.197	1:25.438	32.657	32.102	5	1	3:56.636	2:55.063	31.050	30.523
2	1	2:07.888	1:05.052	31.121	31.715	6	1	2:06.034	1:04.201	30.521	31.308
3	1	2:07.296	1:04.829	31.963	30.504	7	1	2:49.791	1:14.685	42.642	
4	1	2:35.885	1:08.848	38.730							

14 Matthieu BERNARD (FRA) (RENAULT)

Theoretische Bestzeit: 2:06.085

Lap	D	Time	S1	S2	S3	Lap	D	Time	S1	S2	S3
1	1	3:04.957	1:57.684	34.098	33.175	5	1	2:09.038	1:06.976	31.344	30.718
2	1	2:07.023	1:05.416	31.314	30.293	6	1	2:08.159	1:05.919	31.268	30.972
3	1	2:08.541	1:04.591	31.943	32.006	7	1	2:07.712	1:05.713	31.200	30.799
4	1	2:12.710	1:08.593	31.923	32.194	8	1	3:02.292	1:06.126	41.734	

15 Lucas RIVALS (FRA) (RENAULT)

Theoretische Bestzeit: 2:25.453

Lap	D	Time	S1	S2	S3	Lap	D	Time	S1	S2	S3
1	1	3:23.424	2:07.462	36.050	39.912	3	1	2:47.721	1:15.201	38.926	
2	1	2:28.775	1:18.530	35.060	35.185						

16 Florian DEFAYE (FRA) (RENAULT)

Theoretische Bestzeit: 2:12.316

Lap	D	Time	S1	S2	S3	Lap	D	Time	S1	S2	S3
1	1	3:31.238	2:19.586	35.104		4	1	2:15.337	1:09.919	31.990	
2	1	2:27.942	1:15.718	36.085		5	1	2:35.600	1:07.681	34.093	
3	1	2:38.381	1:21.720	39.280		6	1	3:17.025	2:11.341	33.042	32.642

17 Romain RIVALS (FRA) (RENAULT)

Theoretische Bestzeit: 2:11.148

Lap	D	Time	S1	S2	S3	Lap	D	Time	S1	S2	S3
1	1	3:24.753	2:11.312	39.501	33.940	3	1	3:01.532	1:22.423	45.084	
2	1	2:11.148	1:07.861	32.234	31.048						

20 Téo CALVET (FRA) (FREIGHTLINER)

Theoretische Bestzeit: 1:57.257

Lap	D	Time	S1	S2	S3	Lap	D	Time	S1	S2	S3
1	1	2:22.025	1:15.809	34.352	31.864	5	1	1:58.127	1:00.296	29.543	28.288
2	1	1:57.847	1:00.021	29.695	28.131	6	1	1:57.600	1:00.161	29.746	27.693
3	1	2:52.712	1:18.490	53.902		7	1	2:51.455	1:19.596	42.920	
4	1	3:07.192	2:07.870	30.425	28.897						

21 Raphael SOUSA (FRA) (FREIGHTLINER)

Theoretische Bestzeit: 1:59.034

Lap	D	Time	S1	S2	S3	Lap	D	Time	S1	S2	S3
1	1	2:44.461	1:39.583	33.145	31.733	5	1	3:50.369	2:42.450	35.728	32.191
2	1	2:00.547	1:01.791	29.866	28.890	6	1				

Timekeeping and Dataservice: wige SOLUTIONS GmbH & Co. KG, Meckenheim (GER)



Chief timekeeping: Stefan Schlerkmann, Roetgen (GER), stefan.schlerkmann@wige.de

Page 1

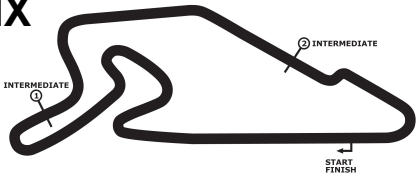
printed : 15.7.2023 - 8:45

36. INT. ADAC TRUCK-GRAND-PRIX

Nürburgring, length 3629 m

13. - 16. July 2023

FFSA ADAC Mittelrhein Cup



Lap Analysis warm up 1, 15.07.2023

-Reg.No.: R-12863-Truck/23

Lap	D	Time	S1	S2	S3	Lap	D	1:59.034	1:00.854	29.652	28.428
Lap	D	Time	S1	S2	S3	Lap	D	Time	S1	S2	S3
3	1	2:20.216	1:05.688	38.921	35.607	7	1	2:56.199	1:21.082	42.943	
4	1	2:30.123	1:08.566	39.147							

36. INT. ADAC TRUCK-GRAND-PRIX

Nürburgring, length 3629 m

13. - 16. July 2023

FFSA ADAC Mittelrhein Cup



Lap Analysis warm up 1, 15.07.2023

-Reg.No.: R-12863-Truck/23

22 José SOUSA (FRA) (FREIGHTLINER)

Theoretische Bestzeit: 2:00.586

Lap	D	Time	S1	S2	S3	Lap	D	Time	S1	S2	S3
1	1	4:06.071	2:10.217	1:00.630	55.224	4	1	2:05.211	1:03.900	30.849	30.462
2	1	3:35.313	1:52.766	1:01.981	40.566	5	1	2:00.586	1:01.564	30.055	28.967
3	1	3:25.650	1:35.938	1:03.402	46.310	6	1	2:49.932	1:11.853	42.666	

24 Yorick MONTAGNE (FRA) (RENAULT)

Theoretische Bestzeit: 1:59.170

Lap	D	Time	S1	S2	S3	Lap	D	Time	S1	S2	S3
1	1	2:23.668	1:19.820	31.515	32.333	5	1	3:32.680	2:32.505	30.991	29.184
2	1	1:59.884	1:01.436	30.011	28.437	6	1	1:59.920	1:01.077	30.239	28.604
3	1	2:00.949	1:01.730	30.123	29.096	7	1	1:59.272	1:00.754	30.113	28.403
4	1	2:17.505	1:04.411	31.025		8	1	3:12.565	1:21.541	51.984	

27 Pierre-Yves JAMES (FRA) (MAN)

Theoretische Bestzeit: 2:13.353

Lap	D	Time	S1	S2	S3	Lap	D	Time	S1	S2	S3
1	1	2:51.866	1:44.117	34.237		4	1	2:21.461	1:07.244	33.037	
2	1	2:28.111	1:08.348	34.007		5	1	3:31.473	2:24.707	33.690	33.076
3	1	4:25.141	3:18.777	33.457		6	1	3:10.617	1:20.682	43.722	

30 Dimitri TREUVEY (FRA) (MAN)

Theoretische Bestzeit: 2:10.299

Lap	D	Time	S1	S2	S3	Lap	D	Time	S1	S2	S3
1	1	2:31.370	1:27.491	32.386	31.493	5	1	4:14.590	3:09.787	33.151	31.652
2	1	2:11.761	1:08.235	31.787	31.739	6	1	2:11.091	1:07.041	31.950	32.100
3	1	2:32.470	1:11.172	45.950	35.348	7	1	3:10.586	1:21.641	49.488	
4	1	2:28.184	1:09.928	31.765							

31 Patrick CHATELAIN (FRA) (IVECO)

Theoretische Bestzeit: 2:06.874

Lap	D	Time	S1	S2	S3	Lap	D	Time	S1	S2	S3
1	1	3:23.776	2:13.767	35.453	34.556	5	1	2:11.527	1:07.265	32.380	31.882
2	1	2:10.236	1:07.208	32.079	30.949	6	1	2:11.953	1:05.306	35.652	30.995
3	1	2:14.942	1:07.511	32.672	34.759	7	1	2:11.943	1:03.844	36.863	31.234
4	1	2:16.762	1:11.657	32.715	32.390	8	1	2:49.343	1:13.426	38.482	

40 Anthony ROBINEAU (FRA) (MAN)

Theoretische Bestzeit: 2:03.240

Lap	D	Time	S1	S2	S3	Lap	D	Time	S1	S2	S3
1	1	3:06.621	1:58.657	34.159	33.805	5	1	2:11.669	1:06.931	31.220	33.518
2	1	2:06.221	1:06.479	30.403	29.339	6	1	2:05.044	1:03.494	30.495	31.051
3	1	2:09.136	1:05.003	31.641	32.492	7	1	2:25.473	1:06.343	33.204	
4	1	2:12.385	1:08.764	31.376	32.245						

44 Jonathan ANDRÉ (FRA) (MAN)

Theoretische Bestzeit: 1:58.510

Lap	D	Time	S1	S2	S3	Lap	D	Time	S1	S2	S3
1	1	2:25.545	1:21.722	31.378	32.445	5	1	1:59.621	1:00.967	29.789	28.865
2	1	1:59.546	1:00.971	29.842	28.733	6	1	1:58.510	1:00.464	29.615	28.435
3	1	2:22.418	1:01.430	35.875		7	1	2:57.565	1:15.977	43.552	
4	1	3:49.634	2:47.477	31.501	30.656						

68 Aurélien HERGOTT (FRA) (DAF)

Theoretische Bestzeit: 2:01.786

Lap	D	Time	S1	S2	S3	Lap	D	Time	S1	S2	S3
1	1	2:39.777	1:37.953	32.367	29.457	3	1	2:03.328	1:03.070	30.616	29.642
2	1	2:02.344	1:01.751	30.578	30.015	4	1	2:13.255	1:04.017	30.870	

71 Stéphane LANGUILLAT (FRA) (RENAULT)

Theoretische Bestzeit: 2:04.714

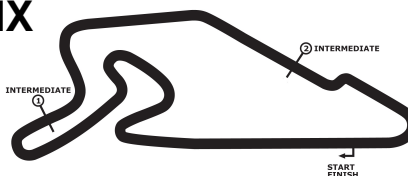
Lap	D	Time	S1	S2	S3	Lap	D	Time	S1	S2	S3
1	1	2:46.069	1:32.592	37.990	35.487	5	1	2:06.152	1:04.873	31.040	30.239
2	1	2:07.313	1:04.945	31.778	30.590	6	1	2:05.736	1:03.978	31.090	30.668
3	1	2:15.252	1:04.738	37.455	33.059	7	1	2:05.317	1:03.431	31.258	30.624
4	1	2:10.069	1:07.038	31.999	31.032	8	1	3:05.876	1:21.492	43.935	

36. INT. ADAC TRUCK-GRAND-PRIX

Nürburgring, length 3629 m

13. - 16. July 2023

FFSA ADAC Mittelrhein Cup



Lap Analysis warm up 1, 15.07.2023

-Reg.No.: R-12863-Truck/23

81 Sébastien DESCOFFRES (FRA) (RENAULT)

Theoretische Bestzeit: 2:14.277

Lap	D	Time	S1	S2	S3	Lap	D	Time	S1	S2	S3
1	1	3:04.388	1:56.651	34.475	33.262	5	1	2:17.386	1:11.161	33.210	33.015
2	1	2:20.065	1:12.441	33.237	34.387	6	1	2:16.638	1:10.125	33.157	33.356
3	1	2:23.503	1:14.380	34.815	34.308	7	1	2:15.232	1:09.075	32.183	33.970
4	1	2:23.756	1:16.084	33.597	34.075	8	1	2:32.136	1:17.466	36.819	37.851

94 Ivan RODRIGUES (FRA) (MAN)

Theoretische Bestzeit: 1:59.670

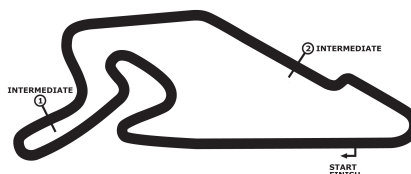
Lap	D	Time	S1	S2	S3	Lap	D	Time	S1	S2	S3
1	1	2:35.448	1:34.124	31.649	29.675	5	1	4:26.542	3:26.851	30.252	29.439
2	1	2:00.092	1:01.074	30.225	28.793	6	1	2:00.233	1:01.297	29.803	29.133
3	1	2:04.584	1:03.914	30.928	29.742	7	1	2:27.012	1:09.002	35.909	
4	1	2:15.301	1:04.057	30.997							

36. INT. ADAC TRUCK-GRAND-PRIX

Nürburgring, length 3629 m

13. - 16. July 2023

FFSA ADAC Mittelrhein Cup



Best Sector Times warm up 1

-Reg.No.: R-12863-Truck/23

sector 1				sector 2		sector 3		theoretical and best lap time						
Pos.	No	Driver	Time	No	Driver	Time	No	Driver	Time	No	Driver	theoretical	Best	Pos
1	20	CALVET T.	1:00.021	20	CALVET T.	29.543	20	CALVET T.	27.693	20	CALVET T.	1:57.257	1:57.600	1
2	44	ANDRÉ J.	1:00.460	44	ANDRÉ J.	29.615	24	MONTAGNE Y.	28.403	44	ANDRÉ J.	1:58.510	1:58.510	2
3	24	MONTAGNE Y.	1:00.756	21	SOUSA R.	29.652	21	SOUSA R.	28.428	21	SOUSA R.	1:59.034	1:59.034	3
4	21	SOUSA R.	1:00.954	94	RODRIGUES I.	29.803	44	ANDRÉ J.	28.435	24	MONTAGNE Y.	1:59.170	1:59.272	4
5	94	RODRIGUES I.	1:01.074	2	ROBINEAU T.	29.932	2	ROBINEAU T.	28.657	94	RODRIGUES I.	1:59.670	2:00.092	6
6	2	ROBINEAU T.	1:01.141	24	MONTAGNE Y.	30.011	94	RODRIGUES I.	28.793	2	ROBINEAU T.	1:59.730	1:59.730	5
7	22	SOUSA J.	1:01.564	22	SOUSA J.	30.055	22	SOUSA J.	28.967	22	SOUSA J.	2:00.586	2:00.586	7
8	68	HERGOTT A.	1:01.751	40	ROBINEAU A.	30.403	40	ROBINEAU A.	29.339	68	HERGOTT A.	2:01.786	2:02.344	8
9	10	JANIEC J.	1:03.159	11	BASSANELLI K.	30.521	68	HERGOTT A.	29.457	40	ROBINEAU A.	2:03.240	2:05.044	10
10	71	LANGUILLAT S.	1:03.435	68	HERGOTT A.	30.578	71	LANGUILLAT S.	30.239	10	JANIEC J.	2:04.003	2:04.327	9
11	40	ROBINEAU A.	1:03.498	10	JANIEC J.	30.581	10	JANIEC J.	30.263	71	LANGUILLAT S.	2:04.714	2:05.317	11
12	31	CHATELAIN P.	1:03.846	71	LANGUILLAT S.	31.040	14	BERNARD M.	30.293	11	BASSANELLI K.	2:05.230	2:06.034	12
13	11	BASSANELLI K.	1:04.205	14	BERNARD M.	31.200	11	BASSANELLI K.	30.504	14	BERNARD M.	2:06.085	2:07.023	13
14	14	BERNARD M.	1:04.592	9	CHAIGNAUD F.	31.302	9	CHAIGNAUD F.	30.740	31	CHATELAIN P.	2:06.874	2:10.236	15
15	9	CHAIGNAUD F.	1:05.155	30	TREUVEY D.	31.765	31	CHATELAIN P.	30.949	9	CHAIGNAUD F.	2:07.197	2:07.704	14
16	30	TREUVEY D.	1:07.041	16	DEFAYE F.	31.990	17	RIVALS R.	31.048	30	TREUVEY D.	2:10.299	2:11.091	16
17	27	JAMES P.	1:07.240	31	CHATELAIN P.	32.079	30	TREUVEY D.	31.493	17	RIVALS R.	2:11.148	2:11.148	17
18	16	DEFAYE F.	1:07.684	81	DESCOFFRES S.	32.183	16	DEFAYE F.	32.642	16	DEFAYE F.	2:12.316	00.000	0
19	17	RIVALS R.	1:07.866	17	RIVALS R.	32.234	81	DESCOFFRES S.	33.015	27	JAMES P.	2:13.353	00.000	0
20	81	DESCOFFRES S.	1:09.079	27	JAMES P.	33.037	27	JAMES P.	33.076	81	DESCOFFRES S.	2:14.277	2:15.232	18
21	15	RIVALS L.	1:15.208	15	RIVALS L.	35.060	15	RIVALS L.	35.185	15	RIVALS L.	2:25.453	2:28.775	19