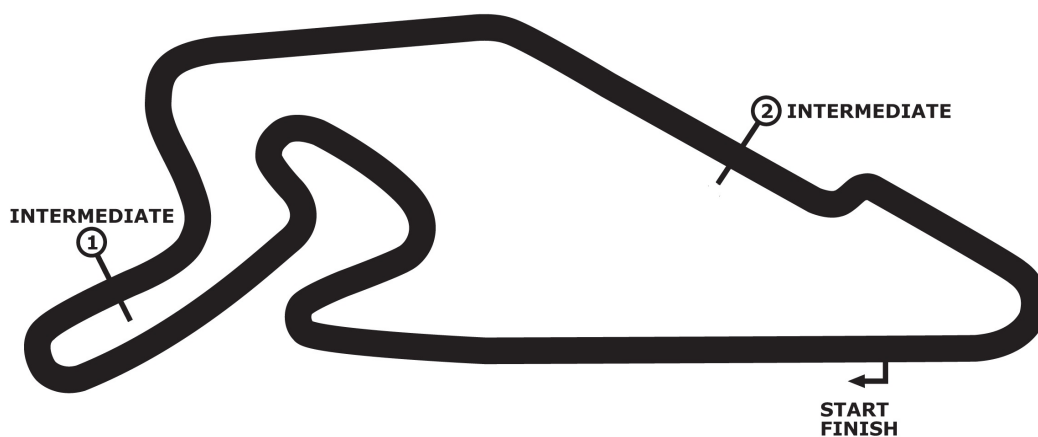




# 36. INT. ADAC TRUCK-GRAND-PRIX

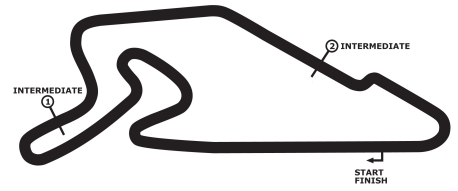
warm-up 1



**Nürburgring 3629 m**  
**ROUND 4: NÜRBURGRING (DEU)**  
**13. - 16. July 2023**

**wige**





# 36. INT. ADAC TRUCK-GRAND-PRIX

Nürburgring, length 3629 m

13. - 16. July 2023

Goodyear FIA European Truck Racing Championship

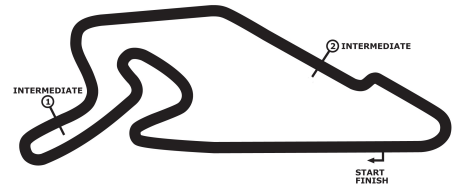
## Result warm-up 1, 15.07.2023

FIA-Visa.No.: 4ETRC-DEU 22.06.2023

POS	No.	CL.	Name (NAT) Entrant (NAT)	Make Team	Laps %	Fastest Gap	Lap Diff	km/h
1	23		<b>Antonio ALBACETE (ESP)</b> Team T Sport Bernau (AUT)	MAN RÉVÉSZ & T SPORT	9 100.00	<b>1:55.294</b>		<b>113.314</b>
2	1		<b>Norbert KISS (HUN)</b> RÉVÉSZ RACING (HUN)	MAN RÉVÉSZ & T SPORT	4 100.15	<b>1:55.472</b> 00.178	00.178	<b>113.139</b>
3	2		<b>Jochen HAHN (DEU)</b> Jochen Hahn (DEU)	IVECO Die Bullen von IVECO	9 100.71	<b>1:56.117</b> 00.823	00.645	<b>112.511</b>
4	3		<b>Sascha LENZ (DEU)</b> SL Apollo Tyres Trucksport (DEU)	MAN Löwen Power	7 100.80	<b>1:56.214</b> 00.920	00.097	<b>112.417</b>
5	38		<b>José Eduardo RODRIGUES (PRT)</b> José Eduardo Rodrigues (PRT)	MAN	7 100.84	<b>1:56.268</b> 00.974	00.054	<b>112.365</b>
6	24		<b>Steffen FAAS (DEU)</b> Tankpool 24 Racing (DEU)	SCANIA Sweden Power	7 100.99	<b>1:56.435</b> 01.141	00.167	<b>112.203</b>
7	33		<b>Jamie ANDERSON (GBR)</b> Jamie Anderson (GBR)	MAN Löwen Power	9 101.21	<b>1:56.689</b> 01.395	00.254	<b>111.959</b>
8	44		<b>Stephanie HALM (DEU)</b> Stephanie Halm (DEU)	IVECO Die Bullen von IVECO	8 101.33	<b>1:56.825</b> 01.531	00.136	<b>111.829</b>
9	11		<b>André KURSİM (DEU)</b> Andre Kursim (DEU)	IVECO	8 101.36	<b>1:56.862</b> 01.568	00.037	<b>111.793</b>
10	25		<b>Heinrich Clemens HECKER (DEU)</b> Heinrich Clemens Hecker (DEU)	SCANIA Sweden Power	8 101.82	<b>1:57.395</b> 02.101	00.533	<b>111.286</b>
11	81		<b>Mark TAYLOR (GBR)</b> Mark Taylor (GBR)	MAN Newell & Taylor	9 101.86	<b>1:57.436</b> 02.142	00.041	<b>111.247</b>
12	18		<b>John NEWELL (GBR)</b> John Newell (GBR)	MAN Newell & Taylor	7 101.98	<b>1:57.581</b> 02.287	00.145	<b>111.110</b>
13	15	RBR	<b>Erwin KLEINNAGELVOORT (NLD)</b> Erwin Kleinnagelvoort (NLD)	SCANIA	8 102.72	<b>1:58.435</b> 03.141	00.854	<b>110.309</b>
14	64		<b>Luis RECUENCO (ESP)</b> Luis Recuenco (ESP)	IVECO	9 102.95	<b>1:58.691</b> 03.397	00.256	<b>110.071</b>
15	22	RBR	<b>Lukas HAHN (DEU)</b> Lukas Hahn (DEU)	IVECO	5 103.13	<b>1:58.904</b> 03.610	00.213	<b>109.874</b>

<b>FIA Race Director:</b>  <i>Michal MAREK (CZE)</i>	<b>Stewards:</b>	<b>FIA Chief Timekeeper:</b>  <i>Stefan SCHLERKMANN (DEU)</i>	<b>Publication time:</b>  <i>15.7.2023</i>
--	------------------	---	--

Subject to final scrutineering !



# 36. INT. ADAC TRUCK-GRAND-PRIX

Nürburgring, length 3629 m

13. - 16. July 2023

Goodyear FIA European Truck Racing Championship

Lap by Lap warm-up 1, 15.07.2023

FIA-Visa.No.: 4ETRC-DEU 22.06.2023

<b>1 Norbert KISS , MAN TITAN / HUN</b>													
1	9:13.607	2	2:03.307	3	<b>1:55.472</b>	pit	2:53.624						

<b>2 Jochen HAHN , IVECO TITAN / DEU</b>															
1	2:28.804	2	2:00.577	3	1:58.150	4	1:57.187	pit	2:07.219	6	2:17.520	7	<b>1:56.117</b>	8	1:58.174
pit	2:28.786														

<b>3 Sascha LENZ , MAN TITAN / DEU</b>															
1	3:11.315	2	2:53.185	3	1:56.923	4	1:56.458	5	1:56.460	6	<b>1:56.214</b>	pit	2:51.689		

<b>11 André KURSIM , IVECO TITAN / DEU</b>															
1	2:43.060	2	2:26.636	3	1:58.584	pit	2:21.478	5	2:30.339	6	1:56.990	7	<b>1:56.862</b>	pit	2:32.504

<b>15 Erwin KLEINNAGELVOORT , SCANIA CHROME / NLD</b>															
1	2:57.092	2	2:05.469	3	2:02.307	4	1:58.727	5	1:58.684	6	<b>1:58.435</b>	7	1:58.964	8	1:58.576

<b>18 John NEWELL , MAN CHROME / GBR</b>															
1	2:35.513	2	1:59.643	3	1:58.285	4	<b>1:57.581</b>	5	2:33.625	6	2:10.241	pit	2:37.492		

<b>22 Lukas HAHN , IVECO CHROME / DEU</b>															
1	4:05.503	2	2:19.624	3	<b>1:58.904</b>	4	2:10.533	pit	2:15.464						

<b>23 Antonio ALBACETE , MAN TITAN / ESP</b>															
1	2:16.546	2	1:55.784	3	2:06.228	4	1:55.570	5	2:25.297	6	1:55.493	7	2:23.488	8	<b>1:55.294</b>
pit	2:29.867														

<b>24 Steffen FAAS , SCANIA CHROME / DEU</b>															
1	3:02.247	2	1:59.870	3	1:57.647	4	1:57.095	5	<b>1:56.435</b>	6	1:57.764	pit	2:49.834		

<b>25 Heinrich Clemens HECKER , SCANIA CHROME / DEU</b>															
1	3:22.998	2	2:15.145	3	1:58.688	4	1:58.661	5	2:06.970	6	1:57.892	7	<b>1:57.395</b>	pit	2:45.017

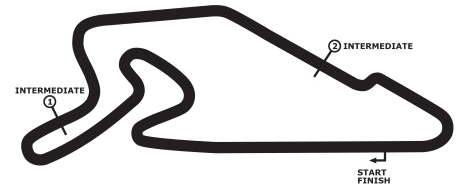
<b>33 Jamie ANDERSON , MAN TITAN / GBR</b>															
1	2:47.039	2	2:08.223	3	1:57.661	4	1:58.366	5	1:57.281	6	<b>1:56.689</b>	7	1:56.840	8	1:59.225
pit	2:39.082														

<b>38 José Eduardo RODRIGUES , MAN CHROME / PRT</b>															
1	2:52.303	2	2:36.126	3	1:58.861	4	1:57.252	5	1:56.525	6	<b>1:56.268</b>	pit	2:19.639		

<b>44 Stephanie HALM , IVECO TITAN / DEU</b>															
1	2:31.011	2	2:00.410	3	1:57.510	4	<b>1:56.825</b>	pit	2:09.856	6	2:49.837	7	1:57.208	pit	2:22.697

<b>64 Luis RECUENCO , IVECO CHROME / ESP</b>															
1	2:51.363	2	2:00.733	3	2:00.395	4	<b>1:58.691</b>	5	2:00.294	6	2:00.627	7	2:02.034	8	1:58.712
pit	2:34.953														

<b>81 Mark TAYLOR , MAN CHROME / GBR</b>															
1	2:36.984	2	2:00.031	3	1:58.512	4	2:10.066	5	<b>1:57.436</b>	6	2:00.816	7	1:57.671	8	2:00.126
9	2:07.850														



# 36. INT. ADAC TRUCK-GRAND-PRIX

Nürburgring, length 3629 m

13. - 16. July 2023

Goodyear FIA European Truck Racing Championship

## Lap Analysis warm-up 1, 15.07.2023

FIA-Visa.No.: 4ETRC-DEU 22.06.2023

### 1 Norbert KISS , MAN / HUN

Theoretical Best: 1:55.472

Lap	Time	S1	S2	S3	Lap	Time	S1	S2	S3
1	9:13.607	7:56.438	43.716	33.453	3	<b>1:55.472</b>	<b>58.487</b>	<b>29.180</b>	<b>27.805</b>
2	2:03.307	1:02.982	30.668	29.657	4	2:53.624	1:18.044	47.279	

### 2 Jochen HAHN , IVECO / DEU

Theoretical Best: 1:56.003

Lap	Time	S1	S2	S3	Lap	Time	S1	S2	S3
1	2:28.804	1:22.860	35.026	30.918	6	2:17.520	1:18.782	30.029	28.709
2	2:00.577	1:01.914	29.782	28.881	7	<b>1:56.117</b>	59.174	<b>29.321</b>	<b>27.622</b>
3	1:58.150	1:00.125	29.613	28.412	8	1:58.174	<b>59.060</b>	29.453	29.661
4	1:57.187	59.592	29.442	28.153	9	2:28.786	1:12.307	35.198	
5	2:07.219	59.113	29.405						

### 3 Sascha LENZ , MAN / DEU

Theoretical Best: 1:56.189

Lap	Time	S1	S2	S3	Lap	Time	S1	S2	S3
1	3:11.315	1:46.160	45.684	39.471	5	1:56.460	59.167	<b>29.436</b>	27.857
2	2:53.185	1:29.816	46.469	36.900	6	<b>1:56.214</b>	<b>59.053</b>	29.461	<b>27.700</b>
3	1:56.923	59.610	29.455	27.858	7	2:51.689	1:13.283	46.792	
4	1:56.458	59.184	29.491	27.783					

### 11 André KURSIM , IVECO / DEU

Theoretical Best: 1:56.486

Lap	Time	S1	S2	S3	Lap	Time	S1	S2	S3
1	2:43.060	1:26.607	41.623	34.830	5	2:30.339	1:31.808	29.737	28.794
2	2:26.636	1:22.438	34.435	29.763	6	1:56.990	59.692	<b>29.427</b>	<b>27.871</b>
3	1:58.584	1:00.590	29.860	28.134	7	<b>1:56.862</b>	<b>59.188</b>	29.472	28.202
4	2:21.478	1:02.788	37.294		8	2:32.504	1:08.375	38.658	

### 15 Erwin KLEINAGELVOORT , SCANIA / NLD

Theoretical Best: 1:57.778

Lap	Time	S1	S2	S3	Lap	Time	S1	S2	S3
1	2:57.092	1:43.159	38.831	35.102	5	1:58.684	1:00.373	29.827	28.484
2	2:05.469	1:04.334	30.485	30.650	6	<b>1:58.435</b>	1:00.315	29.685	28.435
3	2:02.307	1:03.253	30.119	28.935	7	1:58.964	1:00.686	29.730	28.548
4	1:58.727	1:00.989	29.781	<b>27.957</b>	8	1:58.576	<b>1:00.237</b>	<b>29.584</b>	28.755

### 18 John NEWELL , MAN / GBR

Theoretical Best: 1:57.581

Lap	Time	S1	S2	S3	Lap	Time	S1	S2	S3
1	2:35.513	1:28.306	35.446	31.761	5	2:33.625	1:12.877	47.627	33.121
2	1:59.643	1:00.671	29.824	29.148	6	2:10.241	1:00.401	35.133	34.707
3	1:58.285	1:00.187	29.716	28.382	7	2:37.492	1:05.802	41.445	
4	<b>1:57.581</b>	<b>59.743</b>	<b>29.613</b>	<b>28.225</b>					

### 22 Lukas HAHN , IVECO / DEU

Theoretical Best: 1:58.904

Lap	Time	S1	S2	S3	Lap	Time	S1	S2	S3
1	4:05.503	2:52.402	37.941	35.160	4	2:10.533	1:06.601	32.026	31.906
2	2:19.624	1:10.525	37.229	31.870	5	2:15.464	1:08.770	30.138	
3	<b>1:58.904</b>	<b>1:00.712</b>	<b>29.867</b>	<b>28.325</b>					

### 23 Antonio ALBACETE , MAN / ESP

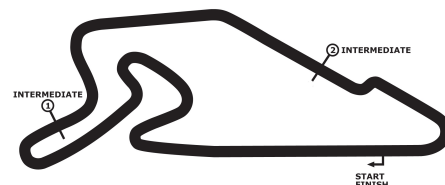
Theoretical Best: 1:55.001

Lap	Time	S1	S2	S3	Lap	Time	S1	S2	S3
1	2:16.546	1:14.949	32.109	29.488	6	1:55.493	58.894	<b>29.113</b>	<b>27.486</b>
2	1:55.784	58.844	29.307	27.633	7	2:23.488	1:10.077	40.672	32.739
3	2:06.228	1:00.654	35.480	30.094	8	<b>1:55.294</b>	<b>58.402</b>	29.217	27.675
4	1:55.570	58.682	29.322	27.566	9	2:29.867	1:08.662	35.862	
5	2:25.297	1:10.790	42.887	31.620					

### 24 Steffen FAAS , SCANIA / DEU

Theoretical Best: 1:56.435

Lap	Time	S1	S2	S3	Lap	Time	S1	S2	S3
1	3:02.247	1:51.193	38.973	32.081	5	<b>1:56.435</b>	<b>59.487</b>	<b>29.424</b>	<b>27.524</b>
2	1:59.870	1:01.116	29.789	28.965	6	1:57.764	59.726	29.752	28.286
3	1:57.647	1:00.342	29.501	27.804	7	2:49.834	1:20.537	42.027	



# 36. INT. ADAC TRUCK-GRAND-PRIX

Nürburgring, length 3629 m

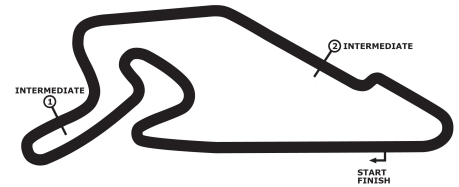
13. - 16. July 2023

Goodyear FIA European Truck Racing Championship

## Lap Analysis warm-up 1, 15.07.2023

FIA-Visa.No.: 4ETRC-DEU 22.06.2023

Lap	Time	S1	S2	S3	Lap	Time	S1	S2	S3
4	1:57.095	59.685	29.575	27.835					



# 36. INT. ADAC TRUCK-GRAND-PRIX

Nürburgring, length 3629 m

13. - 16. July 2023

Goodyear FIA European Truck Racing Championship

## Lap Analysis warm-up 1, 15.07.2023

FIA-Visa.No.: 4ETRC-DEU 22.06.2023

### 25 Heinrich Clemens HECKER , SCANIA / DEU

Theoretical Best: 1:57.289

Lap	Time	S1	S2	S3	Lap	Time	S1	S2	S3
1	3:22.998	2:00.986	43.659	38.353	5	2:06.970	1:08.991	29.751	28.228
2	2:15.145	1:12.543	31.924	30.678	6	1:57.892	59.866	<b>29.631</b>	28.395
3	1:58.688	1:00.752	29.734	28.202	7	<b>1:57.395</b>	<b>59.839</b>	29.737	<b>27.819</b>
4	1:58.661	1:00.236	29.865	28.560	8	2:45.017	1:14.869	39.662	

### 33 Jamie ANDERSON , MAN / GBR

Theoretical Best: 1:56.508

Lap	Time	S1	S2	S3	Lap	Time	S1	S2	S3
1	2:47.039	1:31.821	39.123	36.095	6	<b>1:56.689</b>	59.582	29.281	27.826
2	2:08.223	1:10.380	29.650	28.193	7	1:56.840	<b>59.552</b>	29.474	27.814
3	1:57.661	1:00.045	29.458	28.158	8	1:59.225	1:00.019	29.285	29.921
4	1:58.366	1:00.311	29.477	28.578	9	2:39.082	1:16.669	39.000	
5	1:57.281	1:00.325	<b>29.280</b>	<b>27.676</b>					

### 38 José Eduardo RODRIGUES , MAN / PRT

Theoretical Best: 1:56.147

Lap	Time	S1	S2	S3	Lap	Time	S1	S2	S3
1	2:52.303	1:25.535	46.712	40.056	5	1:56.525	59.703	29.299	<b>27.523</b>
2	2:36.126	1:22.840	40.739	32.547	6	<b>1:56.268</b>	<b>59.413</b>	<b>29.211</b>	27.644
3	1:58.861	1:01.008	29.735	28.118	7	2:19.639	59.674	34.519	
4	1:57.252	1:00.039	29.495	27.718					

### 44 Stephanie HALM , IVECO / DEU

Theoretical Best: 1:56.301

Lap	Time	S1	S2	S3	Lap	Time	S1	S2	S3
1	2:31.011	1:18.090	40.628	32.293	5	2:09.856	59.354	31.424	
2	2:00.410	1:01.769	29.842	28.799	6	2:49.837	1:52.805	29.511	<b>27.521</b>
3	1:57.510	59.950	29.508	28.052	7	1:57.208	<b>59.346</b>	<b>29.434</b>	28.428
4	<b>1:56.825</b>	59.412	29.706	27.707	8	2:22.697	1:02.270	34.813	

### 64 Luis RECUENCO , IVECO / ESP

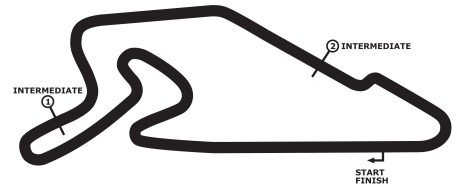
Theoretical Best: 1:57.910

Lap	Time	S1	S2	S3	Lap	Time	S1	S2	S3
1	2:51.363	1:33.120	40.809	37.434	6	2:00.627	1:00.946	31.105	28.576
2	2:00.733	1:01.912	29.843	28.978	7	2:02.034	1:02.761	30.669	28.604
3	2:00.395	1:01.538	29.847	29.010	8	1:58.712	1:00.291	29.891	28.530
4	<b>1:58.691</b>	<b>1:00.031</b>	<b>29.676</b>	28.980	9	2:34.953	1:13.216	35.981	
5	2:00.294	1:02.208	29.887	<b>28.199</b>					

### 81 Mark TAYLOR , MAN / GBR

Theoretical Best: 1:57.333

Lap	Time	S1	S2	S3	Lap	Time	S1	S2	S3
1	2:36.984	1:29.832	35.865	31.287	6	2:00.816	1:02.264	30.109	28.443
2	2:00.031	1:01.038	30.020	28.973	7	1:57.671	59.884	29.598	28.189
3	1:58.512	1:00.606	29.647	28.259	8	2:00.126	1:02.154	<b>29.563</b>	28.409
4	2:10.066	1:06.511	34.144	29.411	9	2:07.850	1:00.856	34.600	
5	<b>1:57.436</b>	<b>59.663</b>	29.666	<b>28.107</b>					



# 36. INT. ADAC TRUCK-GRAND-PRIX

Nürburgring, length 3629 m

13. - 16. July 2023

Goodyear FIA European Truck Racing Championship

## Best Sector Times warm-up 1

FIA-Visa.No.: 4ETRC-DEU 22.06.2023

Pos.	sector 1			sector 2			sector 3			theoretical and best lap time				
	No	Driver	Time	No	Driver	Time	No	Driver	Time	No	Driver	theoretical	Best	Pos
1	23	ALBACETE A.	58.402	23	ALBACETE A.	29.113	23	ALBACETE A.	27.486	23	ALBACETE A.	1:55.001	1:55.294	1
2	1	KISS N.	58.487	1	KISS N.	29.180	44	HALM S.	27.521	1	KISS N.	1:55.472	1:55.472	2
3	3	LENZ S.	59.053	38	RODRIGUES J.	29.211	38	RODRIGUES J.	27.523	2	HAHN J.	1:56.003	1:56.117	3
4	2	HAHN J.	59.060	33	ANDERSON J.	29.280	24	FAAS S.	27.524	38	RODRIGUES J.	1:56.147	1:56.268	5
5	11	KURSIM A.	59.188	2	HAHN J.	29.321	2	HAHN J.	27.622	3	LENZ S.	1:56.189	1:56.214	4
6	44	HALM S.	59.346	24	FAAS S.	29.424	33	ANDERSON J.	27.676	44	HALM S.	1:56.301	1:56.825	8
7	38	RODRIGUES J.	59.413	11	KURSIM A.	29.427	3	LENZ S.	27.700	24	FAAS S.	1:56.435	1:56.435	6
8	24	FAAS S.	59.487	44	HALM S.	29.434	1	KISS N.	27.805	11	KURSIM A.	1:56.486	1:56.862	9
9	33	ANDERSON J.	59.552	3	LENZ S.	29.436	25	HECKER H.	27.819	33	ANDERSON J.	1:56.508	1:56.689	7
10	81	TAYLOR M.	59.663	81	TAYLOR M.	29.563	11	KURSIM A.	27.871	25	HECKER H.	1:57.289	1:57.395	10
11	18	NEWELL J.	59.743	15	KLEINNAGELVOOR	29.584	15	KLEINNAGELVOOR	27.957	81	TAYLOR M.	1:57.333	1:57.436	11
12	25	HECKER H.	59.839	18	NEWELL J.	29.613	81	TAYLOR M.	28.107	18	NEWELL J.	1:57.581	1:57.581	12
13	64	RECUENCO L.	1:00.035	25	HECKER H.	29.631	64	RECUENCO L.	28.199	15	KLEINNAGELVOOR	1:57.778	1:58.435	13
14	15	KLEINNAGELVOOR	1:00.237	64	RECUENCO L.	29.676	18	NEWELL J.	28.225	64	RECUENCO L.	1:57.910	1:58.691	14
15	22	HAHN L.	1:00.712	22	HAHN L.	29.867	22	HAHN L.	28.325	22	HAHN L.	1:58.904	1:58.904	15