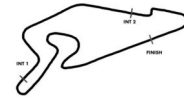


Qualifying 2 Nürburgring



Provisional

Stewards / Race Management

STEWARD	Harry Stüber
STEWARD	Thomas Ferrero
STEWARD	Volker Ehekircher
RACE DIRECTOR	Sven Stoppe
CLERK OF THE COURSE	Ralf Fuß
TECHNICAL DELEGATE	Korbinian Beckert
CHIEF TIMEKEEPER	Steffen Ruhl

Weather Start/Finish

AIR	15.5°C
TRACK	18.7°C
CONDITIONS	Dry
PRESSURE	940 hPa
AIR	16.5°C
TRACK	18.7°C
CONDITIONS	Dry
PRESSURE	940 hPa

Track Information

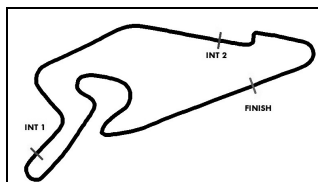
GREEN FLAG	09:05:00
CHEQUERED FLAG	09:25:00
SAFETY CAR PHASE	0
FULL COURSE YELLOW PHASE	0
TRACK NAME	Nürburgring
TRACK LENGTH	3629m
TURN COUNT	11
FASTEST LAP:	#63. MAP - 1:25.231

STARTED: 15 CLASSIFIED: 15 NOT CLASSIFIED: 0 DISQUALIFIED: 0

Drivers	Team	Car	Lap	Best Time	Gap	Diff	Kph	Day Time
1 63 B.Hites(CHL)(J)/M.Mapelli(ITA)	GRT Grasser-Racing-Team(AUT)	Lamborghini Huracan GT3 EVO2	7	1:25.231			153.2	9:22:05
2 20 E.Coseteng(PHL)(J)/B.Green(GBR)	Schubert Motorsport(DEU)	BMW M4 GT3	6	1:25.241	0.010	0.010	153.2	9:22:07
3 91 F.Gehrsitz(DEU)(J)/S.Müller(DEU)	Team Joos by RACEmotion(DEU)	Porsche 911 GT3 R	7	1:25.482	0.251	0.241	152.8	9:24:34
4 56 S.Holzem(DEU)(J)/M.Wittmann(DEU)	Project 1(DEU)	BMW M4 GT3	6	1:25.496	0.265	0.014	152.8	9:23:40
5 48 S.Owega(DEU)(J)/E.Seppänen(FIN)(J)	Landgraf Motorsport(DEU)	Mercedes-AMG GT3	8	1:25.574	0.343	0.078	152.6	9:23:44
6 92 T.Zimmermann(DEU)/J.Evans(NZL)	Huber Racing(DEU)	Porsche 911 GT3 R	7	1:25.592	0.361	0.018	152.6	9:23:36
7 3 P.Umbraescu(ROU)/A.Maini(IND)	Haupt Racing Team(DEU)	Mercedes-AMG GT3	7	1:25.615	0.384	0.023	152.5	9:21:19
8 11 C.Caresani(NLD)(J)/M.Marchewicz(DEU)	Schnitzelalm Racing(DEU)	Mercedes-AMG GT3	8	1:25.643	0.412	0.028	152.5	9:23:24
9 71 S.Primm(DEU)(J)/M.Paul(DEU)(J)	Paul Motorsport(DEU)	Lamborghini Huracan GT3 EVO	11	1:25.752	0.521	0.109	152.3	9:26:11
10 2 A.Valente(CHE)/R.Aron(EST)	Haupt Racing Team(DEU)	Mercedes-AMG GT3	8	1:25.800	0.569	0.048	152.2	9:21:02
11 10 K.Schramm(DEU)/N.Verhagen(USA)	FK Performance Motorsport(DEU)	BMW M4 GT3	7	1:25.956	0.725	0.156	151.9	9:25:54
12 25 J.Fittje(DEU)(J)/N.Menzel(DEU)	Huber Motorsport(DEU)	Porsche 911 GT3 R	8	1:26.320	1.089	0.364	151.3	9:23:11
13 7 D.Yip(MCA)(J)/K.Mokoena(ZAF)(J)	LIQUI MOLY Team Engstler(DEU)	Audi R8 LMS GT3 EVO II	9	1:26.889	1.658	0.569	150.3	9:23:49
14 24 J.Karklys(LTU)/J.Gelzinis(LTU)	NordPass by Juta Racing(LTU)	Audi R8 LMS GT3 EVO II	10	1:27.144	1.913	0.255	149.9	9:25:22
15 23 S.Juodvirsis(LIT)/J.Jonasis(LIT)(J)	NordPass by Juta Racing(LTU)	Audi R8 LMS GT3 EVO II	12	1:28.301	3.070	1.157	147.9	9:25:27

Subject to final scrutineering!

Publication time:	Clerk of the Course: Ralf Fuß	Timekeeper: Steffen Ruhl
-------------------	-------------------------------	--------------------------



ADAC GT Masters



Sector List Qualifying 2

Provisional

Nürburgring, Length: 3629m

Air temperature: 16.46°C

Track temperature: 18.7°C

Weather condition: Dry

DMSB Reg. Nr.: R-12863/23

16 July 2023 09:05:00

Lap Id	Time	SE1	SP1	SE2	SP2	SE3	SP3	TSP	Lap Id	Time	SE1	SP1	SE2	SP2	SE3	SP3	TSP
2	Valente, CHE(#1) / Aron, EST(#2)								theoretical besttime: 1:25.797								
1	2:43.536	1:32.209	85	33.535	145	37.792			7	2:1:30.339	43.698	138	21.619	242	25.022	192	
2	4:10.754	3:18.116	111	27.386	192	25.252	176		8	2:1:25.800	43.562	136	21.503	243	20.735	191	
3	1:35.356	48.677	119	23.761	232	22.918	183		9	2:1:37.973	48.746	116	28.139	228	21.088	191	
4	1:32.245	47.416	121	22.840	234	21.989	187		10	2:1:25.958	43.706	135	21.520	242	20.732	191	
5	1:37.710	45.752	129	30.193	183	21.765	190		11	2:1:26.128	43.723	135	21.616	242	20.789	191	
6	1:26.692	44.159	136	21.772	242	20.761	192										

3	Umbrurescu, ROU(#1) / Maini, IND(#2)								theoretical besttime: 1:25.472							
1	2:49.026	1:30.739	90	39.106	102	39.181			6	2:1:26.195	43.799	135	21.728	241	20.668	191
2	6:03.280	5:12.360	106	26.514	218	24.406	181		7	2:1:25.615	43.328	136	21.476	242	20.811	191
3	1:35.202	49.007	117	23.560	235	22.635	188		8	2:1:25.731	43.409	136	21.614	242	20.708	192
4	1:31.389	46.892	127	22.654	236	21.843	189		9	2:1:33.901	45.728	108	25.974	214	22.199	192
5	1:28.741	45.458	132	22.067	241	21.216	191		10	2:1:25.794	43.431	136	21.583	242	20.780	191

7	Yip, MCA(#1) / Mokoena, ZAF(#2)								theoretical besttime: 1:26.889							
1	2:64.858	5:49.103	100	28.054	200	25.701	166		6	2:1:32.342	47.047	136	22.748	220	22.547	191
2	1:40.381	52.363	126	24.797	234	23.221	185		7	2:1:27.686	44.605	136	21.910	240	21.171	190
3	1:33.873	46.822	132	22.737	238	24.314	190		8	2:1:27.251	44.130	135	21.885	238	21.236	190
4	1:29.650	45.626	133	22.514	239	21.510	189		9	2:1:26.889	44.068	134	21.814	240	21.007	190
5	1:28.145	44.798	135	22.015	241	21.332	192		10	2:1:38.529	44.469	135	22.683	237	31.377	

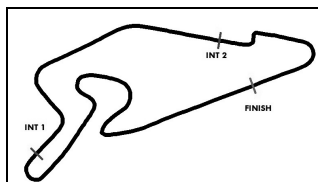
10	Schramm, DEU(#1) / Verhagen, USA(#2)								theoretical besttime: 1:25.796							
1	11:49.846	10:55.047	105	28.163	134	26.636	174		5	2:1:26.341	43.881	132	21.650	244	20.810	194
2	1:41.120	51.735	121	25.284	190	24.101	191		6	2:1:26.012	43.727	134	21.588	244	20.697	195
3	1:33.693	48.343	126	23.141	208	22.209	190		7	2:1:25.956	43.568	135	21.531	246	20.857	194
4	1:31.087	46.112	128	23.019	215	21.956	195									

11	Caresani, NLD(#1) / Marchewicz, DEU(#2)								theoretical besttime: 1:25.380							
1	2:12.611	1:10.487	98	33.896	134	28.228	140		6	2:1:26.040	43.834	133	21.587	242	20.619	193
2	2:07.934	59.887	119	33.909	122	34.138			7	2:1:26.061	43.459	136	21.396	243	21.206	192
3	6:40.592	5:53.186	124	24.238	214	23.168	183		8	2:1:25.643	43.365	136	21.553	240	20.725	191
4	1:33.938	48.448	131	22.745	236	22.745	189		9	2:1:31.447	43.642	136	21.418	242	26.387	
5	1:31.643	46.066	116	23.741	206	21.836	192									

20	Coseteng, PHL(#1) / Green, GBR(#2)								theoretical besttime: 1:25.241							
1	9:38.813	8:48.405	110	25.523	221	24.885	185		5	2:1:25.777	43.697	133	21.520	244	20.560	194
2	1:35.889	49.324	123	23.369	238	23.196	189		6	2:1:25.241	43.425	134	21.383	245	20.433	195
3	1:31.687	46.775	131	22.818	234	22.094	195		7	2:1:25.612	43.576	134	21.525	243	20.511	194
4	1:29.983	45.505	130	22.153	241	22.325	196		8	2:1:36.190	43.639	136	21.547	244	31.004	

23	Juodvirsis, LIT(#1) / Jonusis, LIT(#2)								theoretical besttime: 1:28.138							
1	2:46.336	1:39.699	85	35.651	127	30.986	141		7	2:1:31.537	46.500	131	22.713	240	22.324	187
2	1:52.211	58.069	102	27.750	187	26.392	166		8	2:1:30.317	45.603	132	22.354	240	22.360	189
3	1:45.805	54.848	112	26.156	192	24.801	179		9	2:1:29.186	45.438	134	22.181	242	21.567	190
4	1:43.477	50.627	116	27.004	152	25.846	150		10	2:1:29.220	44.927	135	22.122	241	22.171	190
5	1:46.130	51.919	113	30.132	133	24.079	185		11	2:1:28.375	44.970	133	22.014	241	21.391	190
6	1:36.587	48.543	116	24.626	220	23.418	187		12	2:1:28.301	44.750	135	22.177	240	21.374	188

24	Karklys, LTU(#1) / Gelzinis, LTU(#2)								theoretical besttime: 1:27.089							
1	2:45.595	1:34.094	86	33.774	188	37.727			6	2:1:31.773	44.817	136	22.972	209	23.984	191
2	5:18.065	4:23.749	118	28.821	159	25.495	150		7	2:1:28.031	44.762	136	22.206	240	21.063	191
3	1:41.160	52.616	127	25.093	198	23.451	171		8	2:1:28.139	44.448	135	22.016	240	21.675	191
4	1:37.689	49.574	128	24.624	185	23.491	189		9	2:1:27.258	44.327	135	21.876	242	21.055	190
5	1:37.394	46.453	136	23.646	205	27.295	191		10	2:1:27.144	44.210	130	21.931	241	21.003	191



ADAC GT Masters



Sector List Qualifying 2

Provisional

Nürburgring, Length: 3629m

Air temperature: 16.46°C

Track temperature: 18.7°C

Weather condition: Dry

DMSB Reg. Nr.: R-12863/23

16 July 2023 09:05:00

Lap Id	Time	SE1	SP1	SE2	SP2	SE3	SP3	TSP	Lap Id	Time	SE1	SP1	SE2	SP2	SE3	SP3	TSP
25	Fittje, DEU(#1) / Menzel, DEU(#2)								theoretical besttime: 1:26.072								
1	2	4:59.051	3:55.346	109	37.735	121	25.970	133	6	2	1:26.367	43.559	134	21.783	240	21.025	189
2	2	1:56.267	55.242	130	29.935	181	31.090		7	2	1:26.323	43.792	135	21.724	239	20.807	190
3	2	3:46.581	2:56.608	130	27.320	188	22.653	168	8	2	1:26.320	43.742	136	21.706	240	20.872	190
4	2	1:37.992	48.266	134	26.148	116	23.578	190	9	2	1:26.459	43.710	134	21.778	238	20.971	190
5	2	1:31.792	43.807	135	21.715	238	26.270	189	10	2	1:26.824	43.899	134	21.831	240	21.094	188

48	Owega, DEU(#1) / Seppänen, FIN(#2)								theoretical besttime: 1:25.522								
1	2	2:38.059	1:31.285	97	32.241	161	34.533		6	2	1:26.120	43.862	134	21.577	244	20.681	194
2	2	7:01.452	6:10.796	117	26.088	182	24.568	161	7	2	1:27.558	43.517	135	21.530	244	22.511	193
3	2	1:40.725	51.597	126	25.769	183	23.359	188	8	2	1:25.574	43.419	135	21.526	244	20.629	192
4	2	1:33.891	47.421	130	23.129	178	23.341	191	9	2	1:25.645	43.512	137	21.474	244	20.659	193
5	2	1:30.453	45.092	134	22.815	212	22.546	195									

56	Holzem, DEU(#1) / Wittmann, DEU(#2)								theoretical besttime: 1:25.388								
1	0	11:05.115	10:11.746	105	27.603	186	25.766	160	5	0	1:25.508	43.447	135	21.312	247	20.749	196
2	0	1:42.217	51.978	123	25.045	215	25.194	194	6	0	1:25.496	43.362	136	21.420	246	20.714	195
3	0	1:35.045	46.320	131	24.388	147	24.337	196	7	0	1:25.903	43.734	137	21.356	247	20.813	195
4	0	1:26.764	44.343	135	21.545	246	20.876	196									

63	Hites, CHL(#1) / Mapelli, ITA(#2)								theoretical besttime: 1:25.125								
1	2	2:36.782	1:25.784	82	34.927	133	36.071		6	2	1:25.340	43.290	137	21.427	245	20.623	194
2	2	6:53.573	6:03.652	119	25.079	208	24.842	188	7	2	1:25.231	43.175	136	21.327	246	20.729	197
3	2	1:35.219	49.313	131	23.307	242	22.599	195	8	2	1:25.769	43.253	135	21.399	244	21.117	195
4	2	1:37.078	49.937	118	23.600	201	23.541	194	9	2	1:33.171	43.495	138	21.561	243	28.115	
5	2	1:31.523	43.678	135	22.241	152	25.604	195									

71	Primm, DEU(#1) / Paul, DEU(#2)								theoretical besttime: 1:25.634								
1	2	2:40.594	1:29.659	78	34.080	133	36.855		7	2	1:26.913	44.287	135	21.777	238	20.849	190
2	2	4:50.858	3:54.315	93	29.812	179	26.731	154	8	2	1:26.039	43.591	135	21.613	240	20.835	190
3	2	1:45.613	54.661	120	26.329	211	24.623	182	9	2	1:25.812	43.523	136	21.545	240	20.744	190
4	2	1:39.418	51.558	124	23.886	221	23.974	181	10	2	1:25.760	43.405	136	21.540	240	20.815	190
5	2	1:33.821	48.239	126	23.441	234	22.141	188	11	2	1:25.752	43.375	135	21.658	241	20.719	190
6	2	1:29.923	46.140	134	22.657	236	21.126	190									

91	Gehrsitz, DEU(#1) / Müller, DEU(#2)								theoretical besttime: 1:25.282								
1	2	10:32.666	9:37.009	109	30.339	158	25.318	157	5	2	1:29.236	43.650	135	21.630	240	23.956	191
2	2	1:37.064	50.257	127	24.163	156	22.644	188	6	2	1:27.384	43.187	136	21.722	240	22.475	190
3	2	1:32.764	46.422	133	23.708	105	22.634	189	7	2	1:25.482	43.346	136	21.656	240	20.480	191
4	2	1:29.714	44.338	136	23.084	102	22.292	191	8	2	1:25.490	43.304	136	21.615	240	20.571	188

92	Zimmermann, DEU(#1) / Evans, NZL(#2)								theoretical besttime: 1:25.531								
1	2	9:32.034	8:37.097	96	28.335	182	26.602	162	5	2	1:26.152	43.829	134	21.769	241	20.554	191
2	2	1:41.424	51.708	124	26.841	181	22.875	190	6	2	1:25.711	43.552	135	21.641	242	20.518	191
3	2	1:37.850	46.535	127	25.463	100	25.852	191	7	2	1:25.592	43.442		21.571	240	20.579	190
4	2	1:27.719	44.537	135	22.088	240	21.094	192	8	2	1:26.015	43.716	136	21.686	240	20.613	191