

### Provisional

Stewards / Race Management

STEWARD	Harry Stüber
STEWARD	Thomas Ferrero
STEWARD	Volker Ehekircher
RACE DIRECTOR	Sven Stoppe
CLERK OF THE COURSE	Ralf Fuß
TECHNICAL DELEGATE	Korbinian Beckert
CHIEF TIMEKEEPER	Steffen Ruhl

Weather Start/Finish

AIR	21.0°C
TRACK	18.7°C
CONDITIONS	Dry
PRESSURE	940 hPa
AIR	20.8°C
TRACK	18.7°C
CONDITIONS	Dry
PRESSURE	940 hPa

Track Information

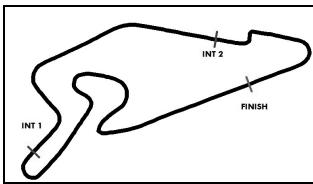
GREEN FLAG	15:09:50
CHEQUERED FLAG	16:12:12
SAFETY CAR PHASE	0
FULL COURSE YELLOW PHASE	0
TRACK NAME	Nürburgring
TRACK LENGTH	3629m
TURN COUNT	11
TOTAL DISTANCE	148.78km
FASTEST LAP:	#56. WIT - 1:26.348

STARTED: 15 CLASSIFIED: 15 NOT CLASSIFIED: 0 DISQUALIFIED: 0

Drivers	Team	Car	Laps	Total Time	Gap	Kph	Lap	Time	Kph
1 63 B.Hites(CHL)(J)/M.Mapelli(ITA)	GRT Grasser-Racing-Team(AUT)	Lamborghini Huracan GT3 EVO2	41	1:02:22.001		145.7	5	1:26.356	151.2
2 56 S.Holzem(DEU)(J)/M.Wittmann(DEU)	Project 1(DEU)	BMW M4 GT3	41	1:02:24.153	2.152	145.7	9	1:26.348	151.2
3 91 F.Gehrsitz(DEU)(J)/S.Müller(DEU)	Team Joos by RACEmotion(DEU)	Porsche 911 GT3 R	41	1:02:32.991	10.990	145.3	7	1:26.644	150.7
4 92 T.Zimmermann(DEU)/J.Evans(NZL)	Huber Racing(DEU)	Porsche 911 GT3 R	41	1:02:33.655	11.654	145.3	9	1:26.708	150.6
5 11 C.Caresani(NLD)(J)/M.Marchewicz(DEU)	Schnitzelalm Racing(DEU)	Mercedes-AMG GT3	41	1:02:34.308	12.307	145.3	9	1:26.814	150.4
6 20 E.Coseteng(PHL)(J)/B.Green(GBR)	Schubert Motorsport(DEU)	BMW M4 GT3	41	1:02:49.318	27.317	144.6	9	1:26.487	151.0
7 71 S.Primm(DEU)(J)/M.Paul(DEU)(J)	Paul Motorsport(DEU)	Lamborghini Huracan GT3 EVO	41	1:02:49.636	27.635	144.7	6	1:27.093	150.0
8 48 S.Owega(DEU)(J)/E.Seppänen(FIN)(J)	Landgraf Motorsport(DEU)	Mercedes-AMG GT3	41	1:02:56.734	34.733	144.4	6	1:26.981	150.1
9 10 K.Schramm(DEU)/N.Verhagen(USA)	FK Performance Motorsport(DEU)	BMW M4 GT3	41	1:03:02.218	40.217	144.2	5	1:27.010	150.1
10 2 A.Valente(CHE)/R.Aron(EST)	Haupt Racing Team(DEU)	Mercedes-AMG GT3	41	1:03:02.384	40.383	144.2	10	1:26.966	150.2
11 25 J.Fittje(DEU)(J)/N.Menzel(DEU)	Huber Motorsport(DEU)	Porsche 911 GT3 R	41	1:03:12.164	50.163	143.8	8	1:26.933	150.2
12 3 P.Umbrarescu(ROU)/A.Maini(IND)	Haupt Racing Team(DEU)	Mercedes-AMG GT3	41	1:03:14.417	52.416	143.7	9	1:27.033	150.1
13 7 D.Yip(MCA)(J)/K.Mokoena(ZAF)(J)	LIQUIMOLY Team Engstler(DEU)	Audi R8 LMS GT3 EVO II	41	1:03:45.948	1:23.947	142.5	9	1:28.096	148.2
14 24 J.Karklys(LTU)/J.Gelzinis(LTU)	NordPass by Juta Racing(LTU)	Audi R8 LMS GT3 EVO II	41	1:03:46.136	1:24.135	142.5	7	1:27.890	148.6
15 23 S.Juodvirsis(LIT)/J.Jonusis(LIT)(J)	NordPass by Juta Racing(LTU)	Audi R8 LMS GT3 EVO II	40	1:02:27.511	1 LAP	142.0	11	1:28.445	147.7

Fastest lap of the race. Car 56 driver Marco Wittmann on lap 9. Time 1:26.348, average speed 151.2 km/h.

Subject to final scrutineering!		
Publication time:	Clerk of the Course: Ralf Fuß	Timekeeper: Steffen Ruhl



# ADAC GT Masters

## Lap Chart Race 2

Provisional



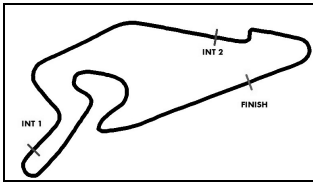
Nürburgring, Length: 3629 m

16 July 2023 15:10:00

LapCha	1	2	3	4	5	6	7	8	9	10	11	12	13	14	15	16	17	18	19	20	21	22	23	24	25	26	27	28	29	30	31	32	33	34	35	36	37	38	39	40	41	42	43	44	45												
LAP 1	63	20	91	56	48	92	3	11	71	2	10	25	7	24	23																																										
LAP 2	63	20	56	91	92	48	11	10	2	25	3	71	7	24	23																																										
LAP 3	63	20	56	91	92	48	11	10	2	25	3	71	7	24	23																																										
LAP 4	63	56	20	91	92	48	11	10	2	25	3	71	7	24	23																																										
LAP 5	63	56	20	91	92	48	11	10	2	25	3	71	7	24	23																																										
LAP 6	63	56	20	91	92	48	11	10	2	25	3	71	7	24	23																																										
LAP 7	63	56	20	91	92	11	2	25	3	48	71	10	7	24	23																																										
LAP 8	63	56	20	91	92	11	2	25	3	48	71	10	7	24	23																																										
LAP 9	63	56	20	91	92	11	2	25	3	48	71	10	7	24	23																																										
LAP 10	63	56	20	91	92	11	2	25	3	48	71	10	7	24	23																																										
LAP 11	63	56	20	91	92	11	2	25	3	48	71	10	7	24	23																																										
LAP 12	63	56	20	91	92	11	2	25	3	48	71	10	7	24	23																																										
LAP 13	63	56	20	91	92	11	2	25	3	48	71	10	7	24	23																																										
LAP 14	63	56	20	91	92	11	2	25	3	48	71	10	7	24	23																																										
LAP 15	63	56	20	91	92	11	2	3	48	71	10	7	25	24	23																																										
LAP 16	63	56	20	91	92	11	2	48	71	10	3	7	25	24	23																																										
LAP 17	63	56	20	91	92	11	2	48	71	10	3	25	7	24	23																																										
LAP 18	63	56	20	91	92	11	.2	48	71	10	3	25	7	24	23																																										
LAP 19	63	56	20	91	92	11	48	.71	.10	3	25	7	24	.23	2																																										
LAP 20	63	56	20	91	92	11	48	3	25	7	24	2	71	10	23'																																										
LAP 21	63	56	20	91	11	.92	48	.3	7	.25	.24	2	71	10'	23'																																										
LAP 22	63	.56	91	.20	.11	.48	.7	92	2	71	10	3'	25'	24'	23'																																										
LAP 23	.63	.91	56	20	92	11	2	48	71	10	3	25	7	24	23																																										
LAP 24	63	56	91	92	11	20	2	48	71	10	3	25	7	24	23																																										
LAP 25	63	56	91	92	11	20	2	48	71	10	3	25	7	24	23																																										
LAP 26	63	56	91	92	11	20	2	48	71	10	3	25	7	24	23																																										
LAP 27	63	56	91	92	11	20	2	48	71	10	3	25	7	24	23																																										
LAP 28	63	56	91	92	11	20	2	48	71	10	3	25	7	24	23																																										
LAP 29	63	56	91	92	11	20	2	48	71	10	25	3	7	24	23																																										
LAP 30	63	56	91	92	11	20	2	48	71	10	25	3	7	24	23																																										
LAP 31	63	56	91	92	11	20	2	48	71	10	25	3	7	24	23																																										
LAP 32	63	56	91	92	11	20	2	48	71	10	25	3	7	24	23																																										
LAP 33	63	56	91	92	11	20	2	48	71	10	25	3	7	24	23																																										
LAP 34	63	56	91	92	11	20	2	48	71	10	25	3	7	24	23																																										
LAP 35	63	56	91	92	11	20	2	48	71	10	25	3	7	24	23																																										

.- PIT STOP ' - LAP BEHIND





# ADAC GT Masters

## Lap Chart Race 2

Provisional



Nürburgring, Length: 3629 m

16 July 2023 15:10:00

LapCha	1	2	3	4	5	6	7	8	9	10	11	12	13	14	15	16	17	18	19	20	21	22	23	24	25	26	27	28	29	30	31	32	33	34	35	36	37	38	39	40	41	42	43	44	45							
LAP 36	63	56	91	92	11	20	2	48	71	10	25	3	7	24	23																																					
LAP 37	63	56	91	92	11	20	71	2	48	10	25	3	7	24	23'																																					
LAP 38	63	56	91	92	11	20	71	2	48	10	25	3	7	24	23'																																					
LAP 39	63	56	91	92	11	20	71	2	48	10	25	3	7	24	23'																																					
LAP 40	63	56	91	92	11	20	71	48	2	10	25	3	7	24	23'																																					
LAP 41	63	56	91	92	11	20	71	48	10	2	25	3	7	24																																						

.- PITSTOP ' - LAPBEHIND

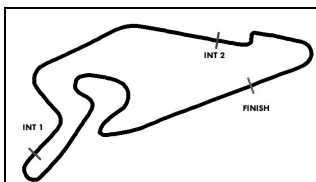












# ADAC GT Masters

## Sector List Race 2



Provisional

DMSB Reg. Nr.: R-12863/23

16 July 2023 15:10:00

Nürburgring, Length: 3629m

Air temperature: 20.84°C

Track temperature: 18.7°C

Weather condition: Dry

Lap	Id	Time	SE1	SP1	SE2	SP2	SE3	SP3	TSP	Lap	Id	Time	SE1	SP1	SE2	SP2	SE3	SP3	TSP
9	2	1:27.219	44.198	132	21.929	237	21.092	188		30	1	1:29.033	45.169	131	22.329	238	21.535	187	
10	2	1:27.113	44.199	133	21.999	239	<b>20.915</b>	188		31	1	1:29.121	45.022	131	22.418	238	21.681	188	
11	2	1:27.378	44.312	132	21.987	240	21.079	<b>189</b>		32	1	1:29.059	45.134	131	22.353	238	21.572	187	
12	2	1:27.482	44.432	133	22.060	238	20.990	189		33	1	1:29.280	45.210	132	22.357	237	21.713	188	
13	2	1:27.609	44.348	133	22.042	239	21.219	187		34	1	1:29.165	45.189	131	22.459	237	21.517	187	
14	2	1:27.857	44.352	131	22.220	237	21.285	187		35	1	1:29.192	45.131	129	22.425	237	21.636	188	
15	2	1:42.060	58.548	130	22.266	237	21.246	188		36	1	1:29.081	45.009	131	22.386	238	21.686	186	
16	2	1:28.334	44.688	130	22.237	237	21.409	188		37	1	1:29.289	45.329	129	22.451	238	21.509	187	
17	2	1:29.107	45.469	129	22.307	237	21.331	188		38	1	1:29.066	45.163	129	22.350	237	21.553	188	
18	2	1:27.841	44.544	131	22.131	237	21.166	186		39	1	1:29.280	45.015	131	22.671	237	21.594	188	
19	2	1:28.044	44.680	131	22.159	236	21.205	188		40	1	1:29.549	45.397	130	22.517	237	21.635	188	
20	2	1:27.905	44.558	131	22.231	237	21.116	188		41	1	1:29.852	45.522	130	22.479	238	21.851	187	
21	2	1:33.576	44.746	132	22.292	238	26.538												

### 48 Owega, DEU(#1) / Seppänen, FIN(#2)

theoretical besttime: 1:26.927

1	2	2:37.950	1:09.370	66	42.109	91	46.471	77		22	2	1:33.245	44.755	135	22.254	239	26.236			
2	2	1:34.260	50.381	132	22.548	236	21.331	188		23	1	2:27.413	1:43.646	132	22.336	241	21.431	191		
3	2	1:28.205	44.816	133	22.107	240	21.282	190		24	1	1:28.756	45.143	134	22.224	241	21.389	189		
4	2	1:27.146	44.338	134	<b>21.876</b>	242	20.932	190		25	1	1:28.677	44.789	132	22.277	241	21.611	191		
5	2	1:27.059	44.245	133	21.889	241	<b>20.925</b>	191		26	1	1:28.543	44.793	134	22.297	242	21.453	190		
6	2	<b>1:26.981</b>	<b>44.126</b>	133	21.916	242	20.939	<b>192</b>		27	1	1:28.179	44.730	133	22.153	242	21.296	191		
7	2	1:32.065	49.092	132	22.006	241	20.967	190		28	1	1:27.892	44.610	130	22.108	243	21.174	191		
8	2	1:27.135	44.247	133	21.888	242	21.000	191		29	1	1:28.180	44.815	134	22.146	242	21.219	192		
9	2	1:27.273	44.214	133	21.946	240	21.113	190		30	1	1:28.525	44.800	132	22.339	242	21.386	192		
10	2	1:27.189	44.223	133	21.966	243	21.000	190		31	1	1:31.049	46.808	132	22.724	242	21.517	191		
11	2	1:27.412	44.343	132	22.005	242	21.064	190		32	1	1:29.042	45.073	131	22.381	233	21.588	191		
12	2	1:27.330	44.235	134	22.002	241	21.093	190		33	1	1:30.258	46.066	132	22.522	241	21.670	191		
13	2	1:27.461	44.361	133	22.065	242	21.035	191		34	1	1:29.517	45.552	132	22.412	243	21.553	190		
14	2	1:27.752	44.598	133	22.016	241	21.138	190		35	1	1:29.152	45.253	129	22.342	243	21.557	191		
15	2	1:28.753	45.015	130	22.158	241	21.580	190		36	1	1:30.584	45.872	132	22.520	243	22.192	190		
16	2	1:27.643	44.533	133	22.034	241	21.076	190		37	1	1:39.222	55.167	131	22.406	241	21.649	191		
17	2	1:28.666	44.557	133	22.633	237	21.476	190		38	1	1:29.150	45.222	132	22.269	241	21.659	190		
18	2	1:27.870	44.608	133	22.075	241	21.187	190		39	1	1:29.084	45.091	130	22.425	241	21.568	191		
19	2	1:27.877	44.619	131	22.083	240	21.175	190		40	1	1:28.953	45.305	132	22.215	242	21.433	190		
20	2	1:27.767	44.615	132	22.110	240	21.042	191		41	1	1:29.588	45.139	126	22.614	242	21.835	191		
21	2	1:27.931	44.627	132	22.151	240	21.153	190												

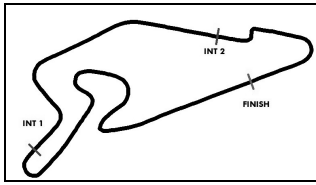
### 56 Holzem, DEU(#1) / Wittmann, DEU(#2)

theoretical besttime: 1:26.268

1	0	2:37.924	1:08.564	65	42.160	84	47.200	74		22	0	1:32.879	44.795	131	22.094	243	25.990			
2	0	1:33.061	49.632	133	22.048	244	21.381	192		23	0	2:28.990	1:45.053	131	22.252	243	21.685	192		
3	0	1:27.497	44.529	133	21.856	244	21.112	194		24	0	1:28.765	45.073	131	22.080	243	21.612	192		
4	0	1:27.160	44.075	133	21.694	244	21.391	192		25	0	1:28.786	45.153	130	22.129	243	21.504	194		
5	0	1:26.660	44.017	<b>135</b>	21.640	244	21.003	193		26	0	1:28.606	45.019	130	22.079	244	21.508	191		
6	0	1:26.645	<b>43.823</b>	133	21.719	243	21.103	194		27	0	1:28.673	44.990	130	22.158	243	21.525	193		
7	0	1:26.497	43.911	132	21.669	243	20.917	194		28	0	1:28.658	45.024	127	22.123	245	21.511	194		
8	0	1:26.567	43.971	134	21.643	244	20.953	194		29	0	1:28.562	44.994	129	22.157	243	21.411	194		
9	0	<b>1:26.348</b>	43.881	134	<b>21.574</b>	244	20.893	192		30	0	1:28.494	44.870	127	22.164	245	21.460	194		
10	0	1:26.484	43.940	133	21.673	246	<b>20.871</b>	194		31	0	1:28.720	44.926	129	22.181	244	21.613	194		
11	0	1:26.714	44.086	132	21.635	245	20.993	194		32	0	1:28.527	44.899	130	22.158	243	21.470	194		
12	0	1:26.781	44.040	133	21.729	243	21.012	194		33	0	1:28.641	44.957	129	22.269	243	21.415	192		
13	0	1:26.753	44.068	133	21.736	244	20.949	194		34	0	1:28.737	45.094	129	22.156	245	21.487	194		
14	0	1:27.024	44.135	132	21.721	244	21.168	193		35	0	1:28.867	45.044	128	22.266	244	21.557	194		
15	0	1:26.874	44.105	133	21.740	245	21.029	192		36	0	1:28.886	45.122	130	22.284	243	21.480	194		
16	0	1:27.189	44.171	132	21.909	243	21.109	194		37	0	1:28.715	45.076	130	22.206	245	21.433	195		
17	0	1:27.270	44.164	133	21.815	246	21.291	192		38	0	1:28.898	45.107	131	22.151	246	21.640	194		
18	0	1:27.450	44.451	133	21.888	245	21.111	194		39	0	1:29.140	45.189	131	22.263	244	21.688	192		
19	0	1:27.445	44.390	132	21.842	244	21.213	192		40	0	1:29.256	45.167	129	22.335	245	21.754	193		
20	0	1:27.277	44.378	133	21.880	243	21.019	194		41	0	1:29.858	45.487	129	22.313	244	22.058	188		
21	0	1:27.875	44.554	132	22.049	244	21.272	192												







# ADAC GT Masters



## Sector List Race 2

Provisional

**DMSB** Reg. Nr.: R-12863/23

Nürburgring, Length: 3629m

Air temperature: 20.84°C

Track temperature: 18.7°C

Weather condition: Dry

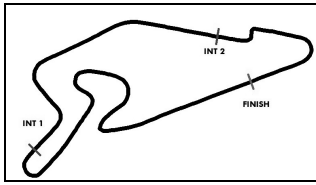
16 July 2023 15:10:00

Lap	Id	Time	SE1	SP1	SE2	SP2	SE3	SP3	TSP	Lap	Id	Time	SE1	SP1	SE2	SP2	SE3	SP3	TSP
18	2	1:27.443	44.428	132	22.020	240	20.995	188		39	1	1:29.163	45.405	130	22.298	238	21.460	187	
19	2	1:27.556	44.417	132	22.133	240	21.006	188		40	1	1:29.625	45.446	131	22.347	238	21.832	188	
20	2	1:27.788	44.572	131	22.224	238	20.992	188		41	1	1:29.516	45.734	130	22.318	238	21.464	188	
21	2	1:28.166	44.633	131	22.280	239	21.253	188											

**92** Zimmermann, DEU(#1) / Evans, NZL(#2)

**theoretical besttime: 1:26.589**

1	2	2:38.211	1:09.936	68	42.242	114	46.033	74		22	1	2:27.867	1:43.936	133	22.574	237	21.357	187	
2	2	1:33.650	49.600	133	22.697	240	21.353	188		23	1	1:29.568	45.314	131	22.662	240	21.592	188	
3	2	1:27.970	44.744	134	22.251	239	20.975	188		24	1	1:30.400	46.645	129	22.341	238	21.414	187	
4	2	1:27.064	44.125	133	21.995	240	20.944	188		25	1	1:28.497	45.019	131	22.255	237	21.223	188	
5	2	1:27.233	44.171	133	22.033	239	21.029	189		26	1	1:28.273	44.814	131	22.196	238	21.263	187	
6	2	1:26.710	<b>44.007</b>	134	21.865	240	20.838	<b>190</b>		27	1	1:28.396	44.883	133	22.239	238	21.274	188	
7	2	1:26.838	44.064	132	21.884	240	20.890	189		28	1	1:28.257	44.782	132	22.229	238	21.246	188	
8	2	1:26.805	44.095	133	21.851	240	20.859	188		29	1	1:28.280	44.680	132	22.192	238	21.408	188	
9	<b>2</b>	<b>1:26.708</b>	44.126	<b>134</b>	<b>21.810</b>	240	<b>20.772</b>	189		30	1	1:29.023	45.104	128	22.462	239	21.457	188	
10	2	1:26.768	44.118	133	21.846	<b>241</b>	20.804	188		31	1	1:28.965	45.104	131	22.451	238	21.410	187	
11	2	1:27.228	44.422	133	21.965	240	20.841	189		32	1	1:29.047	45.343	132	22.385	238	21.319	188	
12	2	1:27.052	44.207	130	22.006	239	20.839	190		33	1	1:28.950	45.158	130	22.471	238	21.321	188	
13	2	1:27.262	44.253		22.014	240	20.995	188		34	1	1:28.664	45.103	133	22.298	240	21.263	187	
14	2	1:27.499	44.460	132	21.986	239	21.053	189		35	1	1:28.865	45.110	130	22.314	239	21.441	187	
15	2	1:27.241	44.309	132	21.932	240	21.000	188		36	1	1:28.895	45.095	130	22.436	238	21.364	188	
16	2	1:27.525	44.513	131	22.042	240	20.970	189		37	1	1:29.243	45.273	131	22.413	240	21.557	188	
17	2	1:27.503	44.549	131	21.998	240	20.956	189		38	1	1:29.113	45.193	130	22.471	240	21.449	187	
18	2	1:27.782	44.479	132	22.110	241	21.193	188		39	1	1:29.030	45.238	131	22.443	240	21.349	188	
19	2	1:27.507	44.482	130	21.991	240	21.034	188		40	1	1:29.552	45.311	130	22.494	240	21.747	188	
20	2	1:27.829	44.586	131	22.162	239	21.081	188		41	1	1:29.849	45.914	130	22.468	239	21.467	188	
21	2	1:32.536	44.591	132	22.174	239	25.771												



# ADAC GT Masters

## Pit Stops Race 2

Provisional



Nürburgring, Length: 3629m

Air temperature: 20.84°C

Track temperature: 18.7°C

Weather condition: Dry

**DMSB** Reg. Nr.: R-12863/23

16 July 2023 15:10:00

Nr	Driver in	Day time in	Time in	Driver out	Day time out	Time out	Reason	Nett Time
2	Ralf Aron	15:37:22.608	27:32.548	Alain Valente	15:38:28.596	28:38.536		1:05.988
71	Maximilian Paul	15:38:56.929	29:06.869	Simon Connor Primm	15:40:02.820	30:12.760		1:05.891
10	Neil Verhagen	15:38:58.589	29:08.529	Kim-Luis Schramm	15:40:04.035	30:13.975		1:05.446
23	Justas Jonusis	15:39:23.789	29:33.729	Simas Juodvirsis	15:40:34.128	30:44.068		1:10.339
92	Jaxon Evans	15:41:40.405	31:50.345	Tim Zimmermann	15:42:45.695	32:55.635		1:05.290
3	Arjun Maini	15:42:05.180	32:15.120	Petru Umbrurescu	15:43:15.996	33:25.936		1:10.816
25	Nico Menzel	15:42:06.487	32:16.427	Jannes Fittje	15:43:16.697	33:26.637		1:10.210
24	Jonas Gelzinis	15:42:12.991	32:22.931	Jonas Karklys	15:43:21.976	33:31.916		1:08.985
56	Marco Wittmann	15:43:01.921	33:11.861	Sandro Holzem	15:44:07.051	34:16.991		1:05.130
20	Ben Green	15:43:07.626	33:17.566	Eduardo Coseteng	15:44:12.883	34:22.823		1:05.257
11	Marcel Marchewicz	15:43:10.790	33:20.730	Colin Caresani	15:44:16.831	34:26.771		1:06.041
48	Elias Seppänen	15:43:20.468	33:30.408	Salman Owega	15:44:25.617	34:35.557		1:05.149
7	Kwanda Mokoena	15:43:39.701	33:49.641	Dylan Yip	15:44:45.431	34:55.371		1:05.730
63	Marco Mapelli	15:44:29.135	34:39.075	Benjamin Hites	15:45:34.486	35:44.426		1:05.351
91	Sven Müller	15:44:35.796	34:45.736	Finn Gehrsitz	15:45:42.067	35:52.007		1:06.271