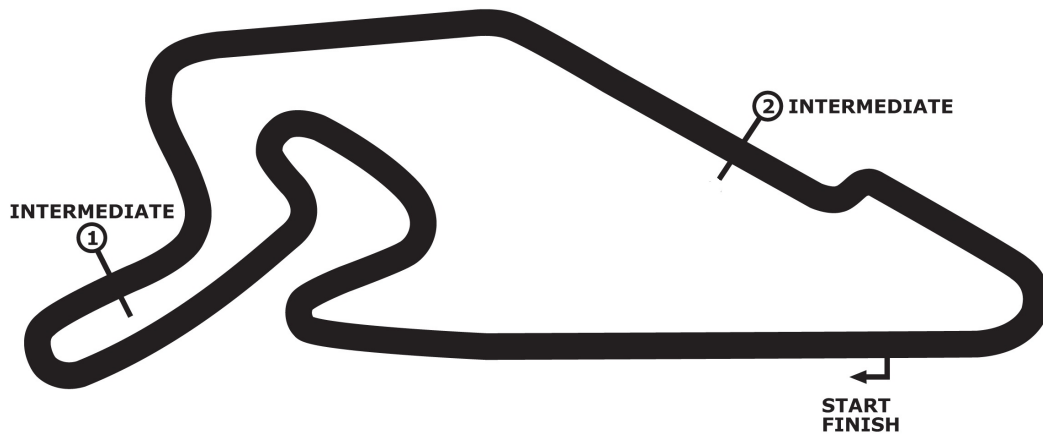




## 36. INT. ADAC TRUCK-GRAND-PRIX

race 3



**Nürburgring 3629 m**

**13. - 16. July 2023**



# 36. INT. ADAC TRUCK-GRAND-PRIX

Nürburgring, length 3629 m

13. - 16. July 2023

FFSA ADAC Mittelrhein Cup



## Result race 3

started : 21

classified : 21

not classified : 0

-Reg.No.: R-12863-Truck/23

Pos	No.	Cl.	Entrant Name	License License	Team/Sponsor Make	Lap	Total kmh	GAP Diff.	fastest at kmh	at Lap
1	2		Thomas ROBINEAU / FRA		Team Robineau MAN	12	23:39.968 110.406		1:57.193 111.478	5
2	94		Ivan RODRIGUES / FRA		Team Luxosport MAN	12	23:52.482 109.441	12.514 12.514	1:58.566 110.187	7
3	44		Jonathan ANDRÉ / FRA		Team Lion Truck Racing MAN	12	23:56.120 109.164	16.152 03.638	1:58.464 110.282	3
4	21		Raphael SOUSA / FRA		Team Viry Truck Racing FREIGHTLINER	12	23:57.957 109.025	17.989 01.837	1:58.790 109.979	6
5	20		Téo CALVET / FRA		Team Buggyra Racing FREIGHTLINER	12	24:06.582 108.375	26.614 08.625	1:56.918 111.740	10
6	40		Anthony ROBINEAU / FRA		Team Robineau MAN	12	24:07.932 108.274	27.964 01.350	1:58.417 110.325	7
7	68		Aurélien HERGOTT / FRA		DAF	12	24:18.124 107.517	38.156 10.192	2:00.189 108.699	2
8	22		José SOUSA / FRA		Team Viry Truck Racing FREIGHTLINER	12	24:18.315 107.503	38.347 00.191	1:59.500 109.326	5
9	24		Yorick MONTAGNE / FRA		Team Aravi RENAULT	12	24:38.511 106.034	58.543 20.196	2:02.018 107.069	5
10	10		Jennifer JANIEC / FRA		Team Janiec Racing Team MAN	12	25:00.358 104.490	1:20.390 21.847	2:01.779 107.280	10
11	31		Patrick CHATELAIN / FRA		Team Truck Toulousain IVECO	12	25:01.645 104.401	1:21.677 01.287	2:02.268 106.851	10
12	17		Romain RIVALS / FRA		Team Albi Motor Racing RENAULT	12	25:03.053 104.303	1:23.085 01.408	2:02.522 106.629	11
13	71		Stéphane LANGUILLAT / FRA		Team Creteil Camion de Course RENAULT	12	25:13.810 103.562	1:33.842 10.757	2:02.459 106.684	8
14	15		Lucas RIVALS / FRA		Team Albi Motor Racing RENAULT	12	25:16.598 103.371	1:36.630 02.788	2:02.378 106.754	9
15	14		Matthieu BERNARD / FRA		Team 14 RENAULT	12	25:22.309 102.984	1:42.341 05.711	2:02.892 106.308	10
16	18		Nathan DEFAYE / FRA		Team Camion Course Cepetois RENAULT	12	25:33.430 102.237	1:53.462 11.121	2:05.224 104.328	5
17	9		Fabrice CHAIGNAUD / FRA		Team FFC RENAULT	11	23:51.049 100.422	1 Runde 1 Runde	2:07.798 102.227	6
18	81		Sébastien DESCOFFRES / FRA		Team Camion Course Cepetois RENAULT	11	24:13.898 98.844	1 Runde 22.849	2:07.638 102.355	6
19	27		Pierre-Yves JAMES / FRA		Team James Competition MAN	11	24:35.354 97.406	1 Runde 21.456	2:05.544 104.062	11
20	30		Dimitri TREUVEY / FRA		MAN	11	25:07.530 95.327	1 Runde 32.176	2:08.419 101.733	9
21	11		Kévin BASSANELLI / FRA		DAF	10	23:44.170 91.733	2 Runden 1 Runde	2:05.755 103.888	2

fastest lap: 20 CALVET Téo 1:56.918 =111.740 km/h

Issued:

Clerk of the Course:

Timekeeper:


subject to final scrutineering

# 36. INT. ADAC TRUCK-GRAND-PRIX

Nürburgring, length 3629 m

13. - 16. July 2023

FFSA ADAC Mittelrhein Cup



## Lap by Lap race 3, 16.07.2023

-Reg.No.: R-12863-Truck/23

2 Thomas ROBINEAU , MAN / FRA															
1	2:01.967	2	1:58.740	3	1:57.513	4	1:58.419	5	<b>1:57.193</b>	6	1:57.386	7	1:57.786	8	1:57.510
9	1:58.443	10	1:58.032	11	1:58.150	12	1:58.829								

9 Fabrice CHAIGNAUD , RENAULT / FRA															
1	2:23.347	2	2:08.418	3	2:10.580	4	2:09.892	5	2:08.647	6	<b>2:07.798</b>	7	2:08.225	8	2:07.867
9	2:07.907	10	2:10.453	11	2:07.915										

10 Jennifer JANIEC , MAN / FRA															
1	2:10.364	2	2:02.607	3	2:02.276	4	2:02.271	5	2:02.389	6	2:14.849	7	2:08.354	8	2:04.437
9	2:04.178	10	<b>2:01.779</b>	11	2:03.242	12	2:03.612								

11 Kévin BASSANELLI , DAF / FRA															
1	2:20.112	2	<b>2:05.755</b>	pit	2:48.941	4	3:21.667	5	2:12.609	6	2:05.808	7	2:09.526	8	2:12.909
9	2:11.348	10	2:15.495												

14 Matthieu BERNARD , RENAULT / FRA															
1	2:30.652	2	2:06.094	3	2:06.903	4	2:08.432	5	2:04.679	6	2:03.372	7	2:03.800	8	2:03.489
9	2:05.277	10	<b>2:02.892</b>	11	2:03.405	12	2:03.314								

15 Lucas RIVALS , RENAULT / FRA															
1	2:29.089	2	2:06.192	3	2:09.916	4	2:07.068	5	2:02.470	6	2:02.940	7	2:03.647	8	2:04.416
9	<b>2:02.378</b>	10	2:02.627	11	2:03.183	12	2:02.672								

17 Romain RIVALS , RENAULT / FRA															
1	2:18.620	2	2:06.532	3	2:04.447	4	2:04.427	5	2:05.578	6	2:04.666	7	2:03.990	8	2:03.211
9	2:02.998	10	2:03.202	11	<b>2:02.522</b>	12	2:02.860								

18 Nathan DEFAYE , RENAULT / FRA															
1	2:19.898	2	2:07.549	3	2:07.038	4	2:05.812	5	<b>2:05.224</b>	6	2:06.809	7	2:06.638	8	2:08.461
9	2:08.171	10	2:06.648	11	2:05.911	12	2:05.271								

20 Téo CALVET , FREIGHTLINER / FRA															
1	2:00.875	2	1:57.133	3	1:58.228	4	1:59.291	5	1:57.550	6	1:57.033	7	1:57.801	8	1:57.755
9	1:58.244	10	<b>1:56.918</b>	11	1:57.729	12	2:28.025								

21 Raphael SOUSA , FREIGHTLINER / FRA															
1	2:04.088	2	1:59.458	3	1:59.044	4	2:00.345	5	1:59.462	6	<b>1:58.790</b>	7	1:59.264	8	1:59.298
9	1:59.919	10	1:59.356	11	1:58.964	12	1:59.969								

22 José SOUSA , FREIGHTLINER / FRA															
1	2:07.940	2	2:01.759	3	2:01.644	4	2:02.372	5	<b>1:59.500</b>	6	1:59.902	7	2:00.549	8	2:00.844
9	1:59.719	10	2:02.658	11	2:00.657	12	2:00.771								

24 Yorick MONTAGNE , RENAULT / FRA															
1	2:07.711	2	2:04.584	3	2:02.303	4	2:02.308	5	<b>2:02.018</b>	6	2:03.022	7	2:02.285	8	2:02.550
9	2:02.514	10	2:03.269	11	2:03.024	12	2:02.923								


27 Pierre-Yves JAMES , MAN / FRA															
1	2:27.072	2	2:08.303	3	2:11.371	4	2:08.382	pit	2:16.201	6	2:20.759	7	2:06.409	pit	2:18.315

# 36. INT. ADAC TRUCK-GRAND-PRIX

Nürburgring, length 3629 m

13. - 16. July 2023

FFSA ADAC Mittelrhein Cup



## Lap by Lap race 3, 16.07.2023

-Reg.No.: R-12863-Truck/23

9	2:25.986	10	2:07.012	11	<b>2:05.544</b>												
---	----------	----	----------	----	-----------------	--	--	--	--	--	--	--	--	--	--	--	--

<b>30 Dimitri TREUVEY , MAN / FRA</b>																	
1	2:23.869	2	2:08.604	3	2:10.984	4	2:10.148	5	2:08.483	pit	2:21.017	7	2:59.405	8	2:10.134		
9	<b>2:08.419</b>	10	2:08.494	11	2:17.973												

<b>31 Patrick CHATELAIN , IVECO / FRA</b>																	
1	2:18.267	2	2:06.327	3	2:03.678	4	2:04.248	5	2:05.392	6	2:05.226	7	2:03.684	8	2:03.339		
9	2:03.317	10	<b>2:02.268</b>	11	2:02.573	12	2:03.326										

<b>40 Anthony ROBINEAU , MAN / FRA</b>																	
1	2:08.724	2	2:01.889	3	2:01.465	4	1:59.562	5	1:58.847	6	2:00.887	7	<b>1:58.417</b>	8	1:59.907		
9	1:59.041	10	1:59.328	11	1:59.540	12	2:00.325										

<b>44 Jonathan ANDRÉ , MAN / FRA</b>																	
1	2:02.649	2	1:59.708	3	<b>1:58.464</b>	4	2:01.615	5	1:59.266	6	1:58.764	7	1:58.862	8	1:58.962		
9	1:59.543	10	1:59.645	11	1:59.003	12	1:59.639										

<b>68 Aurélien HERGOTT , DAF / FRA</b>																	
1	2:07.598	2	<b>2:00.189</b>	3	2:00.648	4	2:01.122	5	2:00.593	6	2:01.947	7	2:00.642	8	2:00.727		
9	2:00.286	10	2:02.607	11	2:00.219	12	2:01.546										

<b>71 Stéphane LANGUILLAT , RENAULT / FRA</b>																	
1	2:29.517	2	2:06.241	3	2:07.327	4	2:05.084	5	2:03.117	6	2:03.326	7	2:04.270	8	<b>2:02.459</b>		
9	2:02.503	10	2:02.957	11	2:03.409	12	2:03.600										

<b>81 Sébastien DESCOFFRES , RENAULT / FRA</b>																	
1	2:26.598	2	2:14.897	3	2:09.940	4	2:08.999	5	2:08.894	6	<b>2:07.638</b>	7	2:09.268	8	2:08.068		
9	2:12.761	10	2:16.714	11	2:10.121												


<b>94 Ivan RODRIGUES , MAN / FRA</b>																	
1	2:03.329	2	1:59.226	3	1:59.087	4	2:00.124	5	1:58.586	6	1:58.743	7	<b>1:58.566</b>	8	1:58.675		
9	1:58.707	10	1:59.309	11	1:58.950	12	1:59.180										

# 36. INT. ADAC TRUCK-GRAND-PRIX

Nürburgring, length 3629 m

13. - 16. July 2023

FFSA ADAC Mittelrhein Cup



## Lap Analysis race 3, 16.07.2023

-Reg.No.: R-12863-Truck/23

### 2 Thomas ROBINEAU (FRA) (MAN)

Theoretische Bestzeit: 1:56.977

Lap	D	Time	S1	S2	S3	Lap	D	Time	S1	S2	S3
1	1	2:01.967	1:03.536	29.513	28.918	7	1	1:57.786	1:00.210	29.693	27.883
2	1	1:58.740	1:00.451	30.030	28.259	8	1	1:57.510	1:00.137	29.549	27.824
3	1	1:57.513	<b>59.960</b>	29.650	27.903	9	1	1:58.443	1:00.340	29.585	28.518
4	1	1:58.419	1:00.972	29.546	27.901	10	1	1:58.032	1:00.055	29.599	28.378
5	1	<b>1:57.193</b>	1:00.176	<b>29.443</b>	<b>27.574</b>	11	1	1:58.150	1:00.319	29.613	28.218
6	1	1:57.386	1:00.037	29.639	27.710	12	1	1:58.829	1:00.281	29.608	28.940

### 9 Fabrice CHAIGNAUD (FRA) (RENAULT)

Theoretische Bestzeit: 2:07.073

Lap	D	Time	S1	S2	S3	Lap	D	Time	S1	S2	S3
1	1	2:23.347	1:19.630	32.155	31.562	7	1	2:08.225	1:05.433	31.596	31.196
2	1	2:08.418	1:05.813	31.690	30.915	8	1	2:07.867	1:05.251	31.516	31.100
3	1	2:10.580	1:07.374	31.838	31.368	9	1	2:07.907	1:05.482	31.443	30.982
4	1	2:09.892	1:06.491	31.703	31.698	10	1	2:10.453	1:05.694	32.676	32.083
5	1	2:08.647	1:06.509	31.526	30.612	11	1	2:07.915	1:05.889	<b>31.424</b>	<b>30.602</b>
6	1	<b>2:07.798</b>	<b>1:05.041</b>	31.564	31.187						

### 10 Jennifer JANIEC (FRA) (MAN)

Theoretische Bestzeit: 2:01.445

Lap	D	Time	S1	S2	S3	Lap	D	Time	S1	S2	S3
1	1	2:10.364	1:09.645	30.922	29.797	7	1	2:08.354	1:04.278	30.499	33.577
2	1	2:02.607	1:02.310	30.429	29.868	8	1	2:04.437	1:03.906	30.377	30.154
3	1	2:02.276	1:02.504	30.518	29.254	9	1	2:04.178	1:04.162	30.623	29.393
4	1	2:02.271	1:02.230	<b>30.247</b>	29.794	10	1	<b>2:01.779</b>	<b>1:01.961</b>	30.581	<b>29.230</b>
5	1	2:02.389	1:02.214	30.832	29.343	11	1	2:03.242	1:02.758	30.797	29.687
6	1	2:14.849	1:06.757	30.440	37.652	12	1	2:03.612	1:02.633	30.498	30.481

### 11 Kévin BASSANELLI (FRA) (DAF)

Theoretische Bestzeit: 2:05.610

Lap	D	Time	S1	S2	S3	Lap	D	Time	S1	S2	S3
1	1	2:20.112	1:16.352	31.443	32.317	6	1	2:05.808	<b>1:04.801</b>	30.862	30.139
2	1	<b>2:05.755</b>	1:04.952	<b>30.674</b>	<b>30.129</b>	7	1	2:09.526	1:05.009	32.951	31.566
3	1	2:48.941	1:25.019	41.767		8	1	2:12.909	1:10.657	31.375	30.877
4	1	3:21.667	2:18.420	32.153	31.094	9	1	2:11.348	1:06.581	31.877	32.890
5	1	2:12.609	1:09.984	31.591	31.034	10	1	2:15.495	1:07.137	35.135	33.223

### 14 Matthieu BERNARD (FRA) (RENAULT)

Theoretische Bestzeit: 2:02.649

Lap	D	Time	S1	S2	S3	Lap	D	Time	S1	S2	S3
1	1	2:30.652	1:28.540	31.849	30.263	7	1	2:03.800	1:03.416	30.848	29.536
2	1	2:06.094	1:04.734	31.172	30.188	8	1	2:03.489	1:02.878	30.606	30.005
3	1	2:06.903	1:05.645	30.851	30.407	9	1	2:05.277	1:04.682	31.146	<b>29.449</b>
4	1	2:08.432	1:05.832	31.443	31.157	10	1	<b>2:02.892</b>	<b>1:02.731</b>	<b>30.465</b>	29.692
5	1	2:04.679	1:04.404	30.506	29.769	11	1	2:03.405	1:02.894	30.713	29.798
6	1	2:03.372	1:02.835	30.661	29.876	12	1	2:03.314	1:02.869	30.676	29.769

### 15 Lucas RIVALS (FRA) (RENAULT)

Theoretische Bestzeit: 2:02.033


Lap	D	Time	S1	S2	S3	Lap	D	Time	S1	S2	S3
1	1	2:29.089	1:27.125	31.804	30.160	7	1	2:03.647	1:03.182	30.509	29.956
2	1	2:06.192	1:04.580	31.541	30.071	8	1	2:04.416	1:02.995	31.320	30.101
3	1	2:09.916	1:07.749	30.840	31.327	9	1	<b>2:02.378</b>	1:02.466	30.375	<b>29.537</b>
4	1	2:07.068	1:04.866	31.066	31.136	10	1	2:02.627	1:02.588	30.451	29.588
5	1	2:02.470	<b>1:02.151</b>	30.437	29.876	11	1	2:03.183	1:03.212	<b>30.339</b>	29.632
6	1	2:02.940	1:02.737	30.582	29.621	12	1	2:02.672	1:02.309	30.567	29.796

# 36. INT. ADAC TRUCK-GRAND-PRIX

Nürburgring, length 3629 m

13. - 16. July 2023

FFSA ADAC Mittelrhein Cup



## Lap Analysis race 3, 16.07.2023

-Reg.No.: R-12863-Truck/23

17 Romain RIVALS (FRA) (RENAULT)						Theoretische Bestzeit: 2:02.229					
Lap	D	Time	S1	S2	S3	Lap	D	Time	S1	S2	S3
1	1	2:18.620	1:16.015	31.503	31.102	7	1	2:03.990	1:03.605	<b>30.430</b>	29.955
2	1	2:06.532	1:04.702	31.479	30.351	8	1	2:03.211	1:03.046	30.518	29.647
3	1	2:04.447	1:03.711	30.804	29.932	9	1	2:02.998	1:03.033	30.540	29.425
4	1	2:04.427	1:03.461	31.025	29.941	10	1	2:03.202	1:03.009	30.646	29.547
5	1	2:05.578	1:04.477	30.829	30.272	11	1	<b>2:02.522</b>	1:02.596	30.644	<b>29.282</b>
6	1	2:04.666	1:03.883	30.695	30.088	12	1	2:02.860	<b>1:02.511</b>	30.562	29.781

18 Nathan DEFAYE (FRA) (RENAULT)						Theoretische Bestzeit: 2:04.389					
Lap	D	Time	S1	S2	S3	Lap	D	Time	S1	S2	S3
1	1	2:19.898	1:16.896	31.508	31.494	7	1	2:06.638	1:05.269	30.777	30.592
2	1	2:07.549	1:06.170	30.748	30.631	8	1	2:08.461	1:05.099	31.343	32.019
3	1	2:07.038	1:05.940	30.889	30.209	9	1	2:08.171	1:04.711	32.023	31.437
4	1	2:05.812	1:04.958	<b>30.446</b>	30.408	10	1	2:06.648	1:04.105	30.725	31.818
5	1	<b>2:05.224</b>	1:04.560	30.483	<b>30.181</b>	11	1	2:05.911	1:04.505	30.657	30.749
6	1	2:06.809	1:05.488	30.853	30.468	12	1	2:05.271	<b>1:03.761</b>	30.776	30.733

20 Téo CALVET (FRA) (FREIGHTLINER)						Theoretische Bestzeit: 1:56.785					
Lap	D	Time	S1	S2	S3	Lap	D	Time	S1	S2	S3
1	1	2:00.875	1:03.110	29.739	28.026	7	1	1:57.801	1:00.078	29.529	28.194
2	1	1:57.133	59.836	29.687	27.610	8	1	1:57.755	1:00.342	29.661	27.752
3	1	1:58.228	1:00.286	29.945	27.997	9	1	1:58.244	59.890	29.678	28.676
4	1	1:59.291	1:01.772	29.653	27.866	10	1	<b>1:56.918</b>	<b>59.745</b>	29.614	<b>27.559</b>
5	1	1:57.550	1:00.169	29.676	27.705	11	1	1:57.729	1:00.034	29.759	27.936
6	1	1:57.033	59.950	<b>29.481</b>	27.602	12	1	2:28.025	1:13.636	39.075	35.314

21 Raphael SOUSA (FRA) (FREIGHTLINER)						Theoretische Bestzeit: 1:58.265					
Lap	D	Time	S1	S2	S3	Lap	D	Time	S1	S2	S3
1	1	2:04.088	1:05.782	30.071	28.235	7	1	1:59.264	1:00.900	29.940	28.424
2	1	1:59.458	1:01.173	29.987	28.298	8	1	1:59.298	1:00.867	29.913	28.518
3	1	1:59.044	<b>1:00.501</b>	30.093	28.448	9	1	1:59.919	1:00.769	30.488	28.662
4	1	2:00.345	1:02.079	30.311	<b>27.955</b>	10	1	1:59.356	1:01.296	30.076	27.984
5	1	1:59.462	1:01.039	30.267	28.156	11	1	1:58.964	1:01.004	29.874	28.086
6	1	<b>1:58.790</b>	1:00.858	<b>29.807</b>	28.125	12	1	1:59.969	1:01.322	30.124	28.523

22 José SOUSA (FRA) (FREIGHTLINER)						Theoretische Bestzeit: 1:59.215					
Lap	D	Time	S1	S2	S3	Lap	D	Time	S1	S2	S3
1	1	2:07.940	1:08.129	30.349	29.462	7	1	2:00.549	1:01.170	30.927	28.452
2	1	2:01.759	1:02.443	30.373	28.943	8	1	2:00.844	1:01.612	30.492	28.740
3	1	2:01.644	1:02.089	30.237	29.318	9	1	1:59.719	1:01.149	29.962	28.608
4	1	2:02.372	1:03.602	30.332	<b>28.438</b>	10	1	2:02.658	1:01.960	32.098	28.600
5	1	<b>1:59.500</b>	<b>1:01.011</b>	30.003	28.486	11	1	2:00.657	1:01.918	30.124	28.615
6	1	1:59.902	1:01.193	<b>29.766</b>	28.943	12	1	2:00.771	1:01.291	30.483	28.997


24 Yorick MONTAGNE (FRA) (RENAULT)						Theoretische Bestzeit: 2:01.809					
Lap	D	Time	S1	S2	S3	Lap	D	Time	S1	S2	S3
1	1	2:07.711	1:07.442	30.571	29.698	7	1	2:02.285	1:02.344	30.510	29.431
2	1	2:04.584	1:04.119	30.707	29.758	8	1	2:02.550	1:02.702	30.530	29.318
3	1	2:02.303	1:02.631	30.467	<b>29.205</b>	9	1	2:02.514	1:02.493	30.579	29.442
4	1	2:02.308	1:02.401	30.417	29.490	10	1	2:03.269	1:02.838	30.801	29.630
5	1	<b>2:02.018</b>	<b>1:02.321</b>	30.284	29.414	11	1	2:03.024	1:03.005	30.350	29.669
6	1	2:03.022	1:03.164	30.446	29.412	12	1	2:02.923	1:02.580	30.488	29.855

# 36. INT. ADAC TRUCK-GRAND-PRIX

Nürburgring, length 3629 m

13. - 16. July 2023

FFSA ADAC Mittelrhein Cup



## Lap Analysis race 3, 16.07.2023

-Reg.No.: R-12863-Truck/23

27 Pierre-Yves JAMES (FRA) (MAN)						Theoretische Bestzeit: 2:05.108					
Lap	D	Time	S1	S2	S3	Lap	D	Time	S1	S2	S3
1	1	2:27.072	1:22.438	32.774	31.860	7	1	2:06.409	1:04.390	31.523	30.496
2	1	2:08.303	1:06.275	31.373	30.655	8	1	2:18.315	<b>1:03.751</b>	31.808	
3	1	2:11.371	1:08.309	31.766	31.296	9	1	2:25.986	1:23.856	31.541	30.589
4	1	2:08.382	1:05.605	31.864	30.913	10	1	2:07.012	1:04.290	31.434	31.288
5	1	2:16.201	1:05.262	31.572		11	1	<b>2:05.544</b>	1:04.017	31.409	<b>30.118</b>
6	1	2:20.759	1:19.049	<b>31.239</b>	30.471						

30 Dimitri TREUVEY (FRA) (MAN)						Theoretische Bestzeit: 2:07.258					
Lap	D	Time	S1	S2	S3	Lap	D	Time	S1	S2	S3
1	1	2:23.869	1:20.682	31.702	31.485	7	1	2:59.405	1:56.338	31.919	31.148
2	1	2:08.604	1:06.372	31.215	31.017	8	1	2:10.134	1:07.937	<b>31.088</b>	31.109
3	1	2:10.984	1:07.543	31.723	31.718	9	1	<b>2:08.419</b>	1:06.041	31.762	30.616
4	1	2:10.148	1:08.068	31.476	<b>30.604</b>	10	1	2:08.494	1:06.000	31.181	31.313
5	1	2:08.483	1:06.078	31.375	31.030	11	1	2:17.973	<b>1:05.561</b>	32.125	40.282
6	1	2:21.017	1:07.416	32.077							

31 Patrick CHATELAIN (FRA) (IVECO)						Theoretische Bestzeit: 2:02.204					
Lap	D	Time	S1	S2	S3	Lap	D	Time	S1	S2	S3
1	1	2:18.267	1:15.516	31.309	31.442	7	1	2:03.684	1:03.518	30.567	29.599
2	1	2:06.327	1:04.067	32.215	30.045	8	1	2:03.339	1:03.045	30.396	29.898
3	1	2:03.678	1:03.266	30.698	29.714	9	1	2:03.317	1:02.863	30.552	29.902
4	1	2:04.248	1:03.493	30.768	29.987	10	1	<b>2:02.268</b>	1:02.593	<b>30.391</b>	<b>29.284</b>
5	1	2:05.392	1:03.971	31.190	30.231	11	1	2:02.573	<b>1:02.521</b>	30.561	29.483
6	1	2:05.226	1:03.588	31.451	30.187	12	1	2:03.326	1:02.821	30.461	30.044

40 Anthony ROBINEAU (FRA) (MAN)						Theoretische Bestzeit: 1:58.228					
Lap	D	Time	S1	S2	S3	Lap	D	Time	S1	S2	S3
1	1	2:08.724	1:08.563	30.343	29.818	7	1	<b>1:58.417</b>	<b>1:00.241</b>	29.894	<b>28.277</b>
2	1	2:01.889	1:02.539	30.502	28.848	8	1	1:59.907	1:01.430	29.924	28.553
3	1	2:01.465	1:02.171	30.231	29.063	9	1	1:59.041	1:00.655	<b>29.705</b>	28.681
4	1	1:59.562	1:01.304	29.917	28.341	10	1	1:59.328	1:00.904	29.773	28.651
5	1	1:58.847	1:00.539	29.874	28.434	11	1	1:59.540	1:01.128	29.871	28.541
6	1	2:00.887	1:01.796	29.821	29.270	12	1	2:00.325	1:01.411	29.978	28.936

44 Jonathan ANDRÉ (FRA) (MAN)						Theoretische Bestzeit: 1:58.248					
Lap	D	Time	S1	S2	S3	Lap	D	Time	S1	S2	S3
1	1	2:02.649	1:04.535	29.767	28.347	7	1	1:58.862	1:00.742	29.797	28.323
2	1	1:59.708	1:01.045	29.969	28.694	8	1	1:58.962	1:00.870	29.638	28.454
3	1	<b>1:58.464</b>	<b>1:00.321</b>	29.792	28.350	9	1	1:59.543	1:00.693	29.844	29.006
4	1	2:01.615	1:03.390	29.875	28.350	10	1	1:59.645	1:00.876	29.930	28.839
5	1	1:59.266	1:00.762	29.884	28.620	11	1	1:59.003	1:00.610	29.771	28.622
6	1	1:58.764	1:00.838	<b>29.621</b>	<b>28.305</b>	12	1	1:59.639	1:00.623	29.973	29.043


68 Aurélien HERGOTT (FRA) (DAF)						Theoretische Bestzeit: 1:59.968					
Lap	D	Time	S1	S2	S3	Lap	D	Time	S1	S2	S3
1	1	2:07.598	1:07.598	30.645	29.355	7	1	2:00.642	1:01.307	30.296	29.039
2	1	<b>2:00.189</b>	1:01.223	30.250	<b>28.716</b>	8	1	2:00.727	1:01.520	30.315	28.892
3	1	2:00.648	1:01.519	30.235	28.894	9	1	2:00.286	<b>1:01.081</b>	30.403	28.803
4	1	2:01.122	1:01.928	30.308	28.886	10	1	2:02.607	1:02.929	30.525	29.153
5	1	2:00.593	1:01.493	30.244	28.856	11	1	2:00.219	1:01.268	30.204	28.747
6	1	2:01.947	1:01.559	<b>30.172</b>	30.216	12	1	2:01.546	1:01.576	30.495	29.475

# 36. INT. ADAC TRUCK-GRAND-PRIX

Nürburgring, length 3629 m

13. - 16. July 2023

FFSA ADAC Mittelrhein Cup



## Lap Analysis race 3, 16.07.2023

-Reg.No.: R-12863-Truck/23

### 71 Stéphane LANGUILLAT (FRA) (RENAULT)

Theoretische Bestzeit: 2:02.333

Lap	D	Time	S1	S2	S3	Lap	D	Time	S1	S2	S3
1	1	2:29.517	1:26.217	32.763	30.537	7	1	2:04.270	1:03.790	30.842	29.638
2	1	2:06.241	1:05.181	31.077	29.983	8	1	<b>2:02.459</b>	1:02.739	<b>30.555</b>	29.165
3	1	2:07.327	1:05.902	30.892	30.533	9	1	2:02.503	<b>1:02.731</b>	30.655	29.117
4	1	2:05.084	1:05.041	30.649	29.394	10	1	2:02.957	1:03.119	30.791	<b>29.047</b>
5	1	2:03.117	1:03.050	30.914	29.153	11	1	2:03.409	1:03.221	30.673	29.515
6	1	2:03.326	1:03.124	30.715	29.487	12	1	2:03.600	1:03.361	30.773	29.466

### 81 Sébastien DESCOFFRES (FRA) (RENAULT)

Theoretische Bestzeit: 2:07.255

Lap	D	Time	S1	S2	S3	Lap	D	Time	S1	S2	S3
1	1	2:26.598	1:21.888	32.869	31.841	7	1	2:09.268	1:06.623	31.287	31.358
2	1	2:14.897	1:10.048	32.143	32.706	8	1	2:08.068	1:06.111	<b>31.201</b>	30.756
3	1	2:09.940	1:07.585	31.717	30.638	9	1	2:12.761	1:06.187	34.475	32.099
4	1	2:08.999	1:06.502	31.552	30.945	10	1	2:16.714	1:05.773	36.973	33.968
5	1	2:08.894	1:05.736	31.397	31.761	11	1	2:10.121	1:07.339	31.545	31.237
6	1	<b>2:07.638</b>	<b>1:05.581</b>	31.584	<b>30.471</b>						

### 94 Ivan RODRIGUES (FRA) (MAN)

Theoretische Bestzeit: 1:57.963

Lap	D	Time	S1	S2	S3	Lap	D	Time	S1	S2	S3
1	1	2:03.329	1:05.063	<b>29.849</b>	28.417	7	1	<b>1:58.566</b>	1:00.347	30.004	28.215
2	1	1:59.226	1:01.008	30.069	28.149	8	1	1:58.675	1:00.574	29.983	28.118
3	1	1:59.087	1:01.177	30.001	<b>27.909</b>	9	1	1:58.707	<b>1:00.201</b>	29.939	28.563
4	1	2:00.124	1:01.849	30.066	28.209	10	1	1:59.309	1:00.712	29.940	28.657
5	1	1:58.586	1:00.408	30.101	28.077	11	1	1:58.950	1:00.545	30.367	28.038
6	1	1:58.743	1:00.765	29.939	28.039	12	1	1:59.180	1:00.731	30.269	28.180




# 36. INT. ADAC TRUCK-GRAND-PRIX

Nürburgring, length 3629 m

13. - 16. July 2023

FFSA ADAC Mittelrhein Cup



## Best Sector Times race 3

-Reg.No.: R-12863-Truck/23

Pos.	sector 1			sector 2			sector 3			theoretical and best lap time				
	No	Driver	Time	No	Driver	Time	No	Driver	Time	No	Driver	theoretical	Best	Pos
1	20	CALVET T.	59.745	2	ROBINEAU T.	29.443	20	CALVET T.	27.559	20	CALVET T.	1:56.785	1:56.918	
2	2	ROBINEAU T.	59.960	20	CALVET T.	29.481	2	ROBINEAU T.	27.574	2	ROBINEAU T.	1:56.977	1:57.193	
3	94	RODRIGUES I.	1:00.205	44	ANDRÉ J.	29.621	94	RODRIGUES I.	27.909	94	RODRIGUES I.	1:57.963	1:58.566	
4	40	ROBINEAU A.	1:00.246	40	ROBINEAU A.	29.705	21	SOUSA R.	27.955	40	ROBINEAU A.	1:58.228	1:58.417	
5	44	ANDRÉ J.	1:00.322	22	SOUSA J.	29.766	40	ROBINEAU A.	28.277	44	ANDRÉ J.	1:58.248	1:58.464	
6	21	SOUSA R.	1:00.503	21	SOUSA R.	29.807	44	ANDRÉ J.	28.305	21	SOUSA R.	1:58.265	1:58.790	
7	22	SOUSA J.	1:01.011	94	RODRIGUES I.	29.849	22	SOUSA J.	28.438	22	SOUSA J.	1:59.215	1:59.500	
8	68	HERGOTT A.	1:01.080	68	HERGOTT A.	30.172	68	HERGOTT A.	28.716	68	HERGOTT A.	1:59.968	2:00.189	
9	10	JANIEC J.	1:01.968	10	JANIEC J.	30.247	71	LANGUILLAT S.	29.047	10	JANIEC J.	2:01.445	2:01.779	
10	15	RIVALS L.	1:02.157	24	MONTAGNE Y.	30.284	24	MONTAGNE Y.	29.205	24	MONTAGNE Y.	2:01.809	2:02.018	
11	24	MONTAGNE Y.	1:02.320	15	RIVALS L.	30.339	10	JANIEC J.	29.230	15	RIVALS L.	2:02.033	2:02.378	
12	17	RIVALS R.	1:02.517	31	CHATELAIN P.	30.391	17	RIVALS R.	29.282	31	CHATELAIN P.	2:02.204	2:02.268	
13	31	CHATELAIN P.	1:02.529	17	RIVALS R.	30.430	31	CHATELAIN P.	29.284	17	RIVALS R.	2:02.229	2:02.522	
14	71	LANGUILLAT S.	1:02.731	18	DEFAYE N.	30.446	14	BERNARD M.	29.449	71	LANGUILLAT S.	2:02.333	2:02.459	
15	14	BERNARD M.	1:02.735	14	BERNARD M.	30.465	15	RIVALS L.	29.537	14	BERNARD M.	2:02.649	2:02.892	
16	27	JAMES P.	1:03.751	71	LANGUILLAT S.	30.555	27	JAMES P.	30.118	18	DEFAYE N.	2:04.389	2:05.224	
17	18	DEFAYE N.	1:03.762	11	BASSANELLI K.	30.674	11	BASSANELLI K.	30.129	27	JAMES P.	2:05.108	2:05.544	
18	11	BASSANELLI K.	1:04.807	30	TREUVEY D.	31.088	18	DEFAYE N.	30.181	11	BASSANELLI K.	2:05.610	2:05.755	
19	9	CHAIGNAUD F.	1:05.047	81	DESCOFFRES S.	31.201	81	DESCOFFRES S.	30.471	9	CHAIGNAUD F.	2:07.073	2:07.798	
20	30	TREUVEY D.	1:05.566	27	JAMES P.	31.239	9	CHAIGNAUD F.	30.602	81	DESCOFFRES S.	2:07.255	2:07.638	
21	81	DESCOFFRES S.	1:05.583	9	CHAIGNAUD F.	31.424	30	TREUVEY D.	30.604	30	TREUVEY D.	2:07.258	2:08.419	

Lapchart: FFSA ADAC Mittelrhein Cup race 3

POS	1	2	3	4	5	6	7	8	9	10	11	12	13	14	15	16	17	18	19	20	21	22
LAP 1	20	2	44	94	21	68	24	22	40	10	31	17	18	11	9	30	81	27	15	71	14	
LAP 2	20	2	44	94	21	68	22	40	24	10	31	17	11	18	9	30	15	27	71	14	81	
LAP 3	20	2	44	94	21	68	22	40	24	10	31	17	18	9	71	30	14	15	27	81	11	
LAP 4	20	2	94	44	21	68	40	22	24	10	31	17	18	71	14	9	15	30	27	81	11	
LAP 5	20	2	94	44	21	68	40	22	24	10	31	17	18	71	15	14	9	30	81	27	11	
LAP 6	20	2	94	44	21	40	68	22	24	10	31	17	18	71	15	14	9	81	30	27	11	
LAP 7	20	2	94	44	21	40	68	22	24	10	31	17	71	18	15	14	9	81	27	30	11	
LAP 8	20	2	94	44	21	40	68	22	24	10	31	17	71	15	14	18	9	81	27	30	11	
LAP 9	20	2	94	44	21	40	68	22	24	10	31	17	71	15	14	18	9	81	27	30	11	
LAP 10	20	2	94	44	21	40	68	22	24	10	31	17	71	15	14	18	9	81	27	30	11	
LAP 11	20	2	94	44	21	40	68	22	24	10	31	17	71	15	14	18	9	81	27	30		
LAP 12	2	94	44	21	20	40	68	22	24	10	31	17	71	15	14	18						