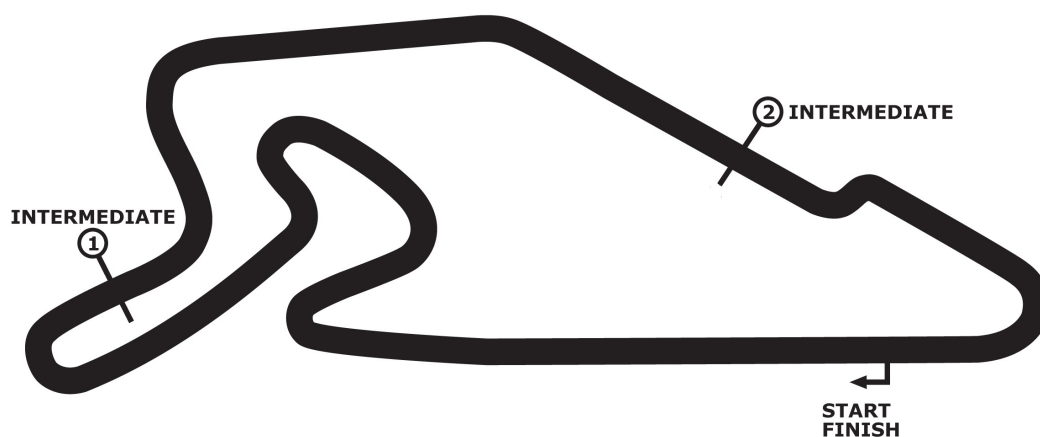




36. INT. ADAC TRUCK-GRAND-PRIX

race 4



Nürburgring 3629 m

13. - 16. July 2023



36. INT. ADAC TRUCK-GRAND-PRIX

Nürburgring, length 3629 m

13. - 16. July 2023

FFSA ADAC Mittelrhein Cup



Result race 4

started : 21

classified : 19

not classified : 2

-Reg.No.: R-12863-Truck/23

Pos	No.	Cl.	Entrant Name	License License	Team/Sponsor Make	Lap	Total kmh	GAP Diff.	fastest at kmh	at Lap
1	20		Téo CALVET / FRA		Team Buggyra Racing FREIGHTLINER	12	23:41.737 110.268		1:56.928 111.730	3
2	2		Thomas ROBINEAU / FRA		Team Robineau MAN	12	23:53.329 109.377	11.592 11.592	1:57.545 111.144	6
3	22		José SOUSA / FRA		Team Viry Truck Racing FREIGHTLINER	12	23:58.614 108.975	16.877 05.285	1:58.941 109.839	5
4	21		Raphael SOUSA / FRA		Team Viry Truck Racing FREIGHTLINER	12	24:01.581 108.751	19.844 02.967	1:58.467 110.279	8
5	40		Anthony ROBINEAU / FRA		Team Robineau MAN	12	24:07.261 108.324	25.524 05.680	1:58.524 110.226	7
6	24		Yorick MONTAGNE / FRA		Team Aravi RENAULT	12	24:09.904 108.126	28.167 02.643	1:59.351 109.462	10
7	44		Jonathan ANDRÉ / FRA		Team Lion Truck Racing MAN	12	24:13.383 107.868	31.646 03.479	1:59.311 109.499	4
8	94		Ivan RODRIGUES / FRA		Team Luxosport MAN	12	24:30.267 106.629	48.530 16.884	1:59.255 109.550	4
9	68		Aurélien HERGOTT / FRA		DAF	12	24:34.191 106.345	52.454 03.924	2:01.066 107.911	2
10	10		Jennifer JANIEC / FRA		Team Janiec Racing Team MAN	12	24:43.228 105.697	1:01.491 09.037	2:01.656 107.388	2
11	17		Romain RIVALS / FRA		Team Albi Motor Racing RENAULT	12	24:46.278 105.480	1:04.541 03.050	2:02.445 106.696	11
12	71		Stéphane LANGUILLAT / FRA		Team Creteil Camion de Course RENAULT	12	24:48.782 105.303	1:07.045 02.504	2:02.595 106.566	9
13	15		Lucas RIVALS / FRA		Team Albi Motor Racing RENAULT	12	24:49.179 105.275	1:07.442 00.397	2:00.391 108.516	8
14	27		Pierre-Yves JAMES / FRA		Team James Competition MAN	12	25:30.367 102.441	1:48.630 41.188	2:04.759 104.717	8
15	9		Fabrice CHAIGNAUD / FRA		Team FFC RENAULT	12	25:49.394 101.183	2:07.657 19.027	2:06.434 103.330	5
16	81		Sébastien DESCOFFRES / FRA		Team Camion Course Cepetois RENAULT	11	23:52.992 100.286	1 Runde 1 Runde	2:06.789 103.040	10
17	18		Nathan DEFAYE / FRA		Team Camion Course Cepetois RENAULT	11	23:55.051 100.142	1 Runde 02.059	2:04.083 105.288	10
18	31		Patrick CHATELAIN / FRA		Team Truck Toulousain IVECO	10	21:00.558 103.640	2 Runden 1 Runde	2:01.356 107.654	7
19	30		Dimitri TREUVEY / FRA		MAN	10	23:09.397 94.029	2 Runden 2:08.839	2:07.480 102.482	4
DID NOT CLASSIFY										
	11		Kévin BASSANELLI / FRA		DAF	6	14:04.793 92.788	6 Runden	2:04.227 105.166	4
	14		Matthieu BERNARD / FRA		Team 14 RENAULT	0	00.000 0.000	12 Runden	00.000 0.000	

fastest lap: 20 CALVET Téo 1:56.928 =111.730 km/h

TRUCK #94 - 10 SEC TIME PENALTY - CAUSING A COLLISION

Issued:

Clerk of the Course:

Timekeeper:


subject to final scrutineering

36. INT. ADAC TRUCK-GRAND-PRIX

Nürburgring, length 3629 m

13. - 16. July 2023

FFSA ADAC Mittelrhein Cup



Lap by Lap race 4, 16.07.2023

-Reg.No.: R-12863-Truck/23

2 Thomas ROBINEAU , MAN / FRA															
1	2:05.727	2	1:59.170	3	1:58.412	4	1:58.104	5	1:58.172	6	1:57.545	7	1:57.933	8	1:58.092
9	1:57.927	10	1:57.814	11	1:58.298	12	2:06.135								

9 Fabrice CHAIGNAUD , RENAULT / FRA															
1	2:19.840	2	2:10.333	3	2:09.737	4	2:07.006	5	2:06.434	6	2:06.494	7	2:07.034	8	2:06.946
9	2:06.659	10	2:07.399	11	2:10.574	12	2:10.938								

10 Jennifer JANIEC , MAN / FRA															
1	2:10.277	2	2:01.656	3	2:01.935	4	2:02.697	5	2:02.653	6	2:03.749	7	2:03.127	8	2:01.782
9	2:02.460	10	2:02.473	11	2:03.099	12	2:07.320								

11 Kévin BASSANELLI , DAF / FRA															
1	2:15.638	2	2:07.058	3	2:06.440	4	2:04.227	5	2:06.768	pit	3:24.662				

15 Lucas RIVALS , RENAULT / FRA															
1	2:24.155	2	2:06.298	3	2:02.865	4	2:00.941	5	2:00.764	6	2:02.274	7	2:00.436	8	2:00.391
9	2:01.215	10	2:03.498	11	2:02.933	12	2:03.409								

17 Romain RIVALS , RENAULT / FRA															
1	2:11.802	2	2:03.296	3	2:02.521	4	2:03.424	5	2:03.657	6	2:03.648	7	2:03.315	8	2:02.996
9	2:03.022	10	2:03.428	11	2:02.445	12	2:02.724								

18 Nathan DEFAYE , RENAULT / FRA															
1	2:17.981	2	2:10.648	3	2:06.876	4	2:05.357	5	2:04.463	6	2:05.151	7	2:04.890	8	2:04.789
9	2:04.649	10	2:04.083	11	2:46.164										

20 Téo CALVET , FREIGHTLINER / FRA															
1	2:04.620	2	1:57.200	3	1:56.928	4	1:57.253	5	1:57.185	6	1:58.479	7	1:58.532	8	1:58.083
9	1:58.070	10	1:57.585	11	1:57.621	12	2:00.181								

21 Raphael SOUSA , FREIGHTLINER / FRA															
1	2:05.824	2	2:00.844	3	1:59.863	4	1:59.012	5	1:59.121	6	1:59.248	7	1:59.732	8	1:58.467
9	1:58.865	10	2:00.060	11	1:59.363	12	2:01.182								

22 José SOUSA , FREIGHTLINER / FRA															
1	2:03.867	2	2:02.299	3	1:59.587	4	1:59.278	5	1:58.941	6	1:59.048	7	1:59.099	8	1:59.206
9	1:59.175	10	1:59.297	11	1:58.986	12	1:59.831								

24 Yorick MONTAGNE , RENAULT / FRA															
1	2:09.741	2	2:00.597	3	2:00.727	4	1:59.407	5	1:59.951	6	2:00.927	7	1:59.501	8	1:59.517
9	1:59.683	10	1:59.351	11	1:59.713	12	2:00.789								

27 Pierre-Yves JAMES , MAN / FRA															
1	2:20.220	2	2:11.010	3	2:05.826	4	2:05.509	5	2:06.201	6	2:05.504	7	2:05.707	8	2:04.759
9	2:05.005	10	2:05.150	11	2:08.487	12	2:06.989								


30 Dimitri TREUVEY , MAN / FRA															
1	2:21.431	2	2:14.184	3	2:08.182	4	2:07.480	5	2:12.750	pit	2:19.356	7	3:06.608	8	2:14.498
9	2:11.050	10	2:13.858												

36. INT. ADAC TRUCK-GRAND-PRIX

Nürburgring, length 3629 m

13. - 16. July 2023

FFSA ADAC Mittelrhein Cup



Lap by Lap race 4, 16.07.2023

-Reg.No.: R-12863-Truck/23

31 Patrick CHATELAIN , IVECO / FRA															
1	2:18.844	2	2:04.795	3	2:04.184	4	2:03.807	5	2:02.673	6	2:04.645	7	2:01.356	8	2:03.539
9	2:02.170	pit	2:14.545												

40 Anthony ROBINEAU , MAN / FRA															
1	2:08.464	2	2:01.064	3	2:00.640	4	1:59.009	5	2:00.288	6	1:59.050	7	1:58.524	8	2:00.147
9	1:59.694	10	1:59.461	11	2:00.133	12	2:00.787								

44 Jonathan ANDRÉ , MAN / FRA															
1	2:07.338	2	2:00.614	3	1:59.511	4	1:59.311	5	2:03.100	6	2:02.221	7	2:01.315	8	1:59.772
9	1:59.497	10	1:59.474	11	1:59.902	12	2:01.328								

68 Aurélien HERGOTT , DAF / FRA															
1	2:06.694	2	2:01.066	3	2:04.236	4	2:01.440	5	2:01.748	6	2:02.020	7	2:02.177	8	2:02.696
9	2:02.213	10	2:02.673	11	2:02.752	12	2:04.476								

71 Stéphane LANGUILLAT , RENAULT / FRA															
1	2:13.586	2	2:02.914	3	2:03.210	4	2:02.607	5	2:03.211	6	2:03.179	7	2:03.626	8	2:03.340
9	2:02.595	10	2:03.985	11	2:03.466	12	2:03.063								

81 Sébastien DESCOFFRES , RENAULT / FRA															
1	2:22.371	2	2:12.549	3	2:08.073	4	2:07.271	5	2:07.066	6	2:08.093	7	2:07.720	8	2:09.125
9	2:08.089	10	2:06.789	11	2:15.846										


94 Ivan RODRIGUES , MAN / FRA															
1	2:07.651	2	2:00.747	3	1:59.689	4	1:59.255	5	2:01.982	6	2:02.070	7	2:01.592	8	2:01.492
9	2:01.016	10	2:01.275	11	2:01.640	12	2:01.858								

36. INT. ADAC TRUCK-GRAND-PRIX

Nürburgring, length 3629 m

13. - 16. July 2023

FFSA ADAC Mittelrhein Cup



Lap Analysis race 4, 16.07.2023

-Reg.No.: R-12863-Truck/23

2 Thomas ROBINEAU (FRA) (MAN)

Theoretische Bestzeit: 1:57.452

Lap	D	Time	S1	S2	S3	Lap	D	Time	S1	S2	S3
1	1	2:05.727	1:06.927	29.922	28.878	7	1	1:57.933	1:00.267	29.488	28.178
2	1	1:59.170	1:00.196	29.894	29.080	8	1	1:58.092	1:00.388	29.527	28.177
3	1	1:58.412	1:00.779	29.503	28.130	9	1	1:57.927	1:00.142	29.509	28.276
4	1	1:58.104	1:00.426	29.506	28.172	10	1	1:57.814	1:00.380	29.486	27.948
5	1	1:58.172	1:00.202	29.631	28.339	11	1	1:58.298	1:00.559	29.594	28.145
6	1	1:57.545	1:00.018	29.556	27.971	12	1	2:06.135	1:01.288	30.326	34.521

9 Fabrice CHAIGNAUD (FRA) (RENAULT)

Theoretische Bestzeit: 2:06.344

Lap	D	Time	S1	S2	S3	Lap	D	Time	S1	S2	S3
1	1	2:19.840	1:15.891	31.895	32.054	7	1	2:07.034	1:04.940	31.483	30.611
2	1	2:10.333	1:06.385	32.270	31.678	8	1	2:06.946	1:04.823	31.353	30.770
3	1	2:09.737	1:07.841	31.378	30.518	9	1	2:06.659	1:04.684	31.486	30.489
4	1	2:07.006	1:05.210	31.363	30.433	10	1	2:07.399	1:05.043	31.525	30.831
5	1	2:06.434	1:04.675	31.236	30.523	11	1	2:10.574	1:04.749	31.903	33.922
6	1	2:06.494	1:04.693	31.347	30.454	12	1	2:10.938	1:06.995	31.947	31.996

10 Jennifer JANIEC (FRA) (MAN)

Theoretische Bestzeit: 2:01.040

Lap	D	Time	S1	S2	S3	Lap	D	Time	S1	S2	S3
1	1	2:10.277	1:09.793	30.642	29.842	7	1	2:03.127	1:03.314	30.415	29.398
2	1	2:01.656	1:01.827	30.441	29.388	8	1	2:01.782	1:01.968	30.497	29.317
3	1	2:01.935	1:02.113	30.412	29.410	9	1	2:02.460	1:02.012	30.700	29.748
4	1	2:02.697	1:03.484	30.068	29.145	10	1	2:02.473	1:02.067	30.408	29.998
5	1	2:02.653	1:02.803	30.342	29.508	11	1	2:03.099	1:02.293	30.660	30.146
6	1	2:03.749	1:03.135	30.651	29.963	12	1	2:07.320	1:02.963	30.591	33.766

11 Kévin BASSANELLI (FRA) (DAF)

Theoretische Bestzeit: 2:04.227

Lap	D	Time	S1	S2	S3	Lap	D	Time	S1	S2	S3
1	1	2:15.638	1:13.795	30.853	30.990	4	1	2:04.227	1:03.898	30.655	29.674
2	1	2:07.058	1:05.726	31.248	30.084	5	1	2:06.768	1:05.722	30.806	30.240
3	1	2:06.440	1:05.002	31.162	30.276	6	1	3:24.662	1:27.576	53.729	

15 Lucas RIVALS (FRA) (RENAULT)

Theoretische Bestzeit: 2:00.336

Lap	D	Time	S1	S2	S3	Lap	D	Time	S1	S2	S3
1	1	2:24.155	1:23.784	30.589	29.782	7	1	2:00.436	1:01.771	29.973	28.692
2	1	2:06.298	1:04.268	31.011	31.019	8	1	2:00.391	1:01.671	30.011	28.709
3	1	2:02.865	1:03.352	30.642	28.871	9	1	2:01.215	1:01.880	30.361	28.974
4	1	2:00.941	1:02.018	30.046	28.877	10	1	2:03.498	1:02.537	30.669	30.292
5	1	2:00.764	1:01.929	29.998	28.837	11	1	2:02.933	1:02.740	30.342	29.851
6	1	2:02.274	1:02.601	30.835	28.838	12	1	2:03.409	1:03.013	30.989	29.407

17 Romain RIVALS (FRA) (RENAULT)

Theoretische Bestzeit: 2:02.239

Lap	D	Time	S1	S2	S3	Lap	D	Time	S1	S2	S3
1	1	2:11.802	1:10.751	30.770	30.281	7	1	2:03.315	1:03.054	30.621	29.640
2	1	2:03.296	1:02.792	30.732	29.772	8	1	2:02.996	1:02.908	30.573	29.515
3	1	2:02.521	1:02.571	30.442	29.508	9	1	2:03.022	1:02.606	30.545	29.871
4	1	2:03.424	1:03.188	30.570	29.666	10	1	2:03.428	1:03.098	30.572	29.758
5	1	2:03.657	1:02.860	30.760	30.037	11	1	2:02.445	1:02.511	30.542	29.392
6	1	2:03.648	1:02.736	30.605	30.307	12	1	2:02.724	1:02.405	30.476	29.843

18 Nathan DEFAYE (FRA) (RENAULT)

Theoretische Bestzeit: 2:03.898


Lap	D	Time	S1	S2	S3	Lap	D	Time	S1	S2	S3
1	1	2:17.981	1:14.861	31.479	31.641	7	1	2:04.890	1:04.176	30.584	30.130
2	1	2:10.648	1:07.852	32.126	30.670	8	1	2:04.789	1:03.563	30.929	30.297
3	1	2:06.876	1:06.156	30.512	30.208	9	1	2:04.649	1:03.668	30.674	30.307
4	1	2:05.357	1:04.792	30.742	29.823	10	1	2:04.083	1:03.607	30.569	29.907
5	1	2:04.463	1:03.601	30.725	30.137	11	1	2:46.164	1:03.677	30.836	1:11.651
6	1	2:05.151	1:04.313	30.714	30.124						

36. INT. ADAC TRUCK-GRAND-PRIX

Nürburgring, length 3629 m

13. - 16. July 2023

FFSA ADAC Mittelrhein Cup



Lap Analysis race 4, 16.07.2023

-Reg.No.: R-12863-Truck/23

20 Téo CALVET (FRA) (FREIGHTLINER)						Theoretische Bestzeit: 1:56.618					
Lap	D	Time	S1	S2	S3	Lap	D	Time	S1	S2	S3
1	1	2:04.620	1:05.944	30.034	28.642	7	1	1:58.532	1:00.454	29.586	28.492
2	1	1:57.200	59.660	29.647	27.893	8	1	1:58.083	1:00.116	29.834	28.133
3	1	1:56.928	59.546	29.655	27.727	9	1	1:58.070	1:00.450	29.739	27.881
4	1	1:57.253	1:00.181	29.578	27.494	10	1	1:57.585	1:00.010	29.757	27.818
5	1	1:57.185	59.902	29.598	27.685	11	1	1:57.621	59.989	29.663	27.969
6	1	1:58.479	1:00.570	29.831	28.078	12	1	2:00.181	1:00.653	29.988	29.540

21 Raphael SOUSA (FRA) (FREIGHTLINER)						Theoretische Bestzeit: 1:58.317					
Lap	D	Time	S1	S2	S3	Lap	D	Time	S1	S2	S3
1	1	2:05.824	1:06.231	30.476	29.117	7	1	1:59.732	1:00.818	30.026	28.888
2	1	2:00.844	1:01.008	29.917	29.919	8	1	1:58.467	1:00.481	29.964	28.022
3	1	1:59.863	1:01.233	30.076	28.554	9	1	1:58.865	1:00.445	29.850	28.570
4	1	1:59.012	1:00.699	29.889	28.424	10	1	2:00.060	1:01.329	30.018	28.713
5	1	1:59.121	1:00.962	30.008	28.151	11	1	1:59.363	1:00.595	30.007	28.761
6	1	1:59.248	1:00.835	30.012	28.401	12	1	2:01.182	1:01.025	30.487	29.670

22 José SOUSA (FRA) (FREIGHTLINER)						Theoretische Bestzeit: 1:58.619					
Lap	D	Time	S1	S2	S3	Lap	D	Time	S1	S2	S3
1	1	2:03.867	1:05.134	30.279	28.454	7	1	1:59.099	1:00.800	30.063	28.236
2	1	2:02.299	1:01.648	30.120	30.531	8	1	1:59.206	1:00.804	29.993	28.409
3	1	1:59.587	1:01.078	30.186	28.323	9	1	1:59.175	1:00.656	29.919	28.600
4	1	1:59.278	1:00.885	29.994	28.399	10	1	1:59.297	1:01.020	29.982	28.295
5	1	1:58.941	1:00.786	29.821	28.334	11	1	1:58.986	1:00.574	29.976	28.436
6	1	1:59.048	1:00.975	29.849	28.224	12	1	1:59.831	1:00.761	29.862	29.208

24 Yorick MONTAGNE (FRA) (RENAULT)						Theoretische Bestzeit: 1:58.958					
Lap	D	Time	S1	S2	S3	Lap	D	Time	S1	S2	S3
1	1	2:09.741	1:09.375	30.130	30.236	7	1	1:59.501	1:00.760	30.214	28.527
2	1	2:00.597	1:01.262	30.191	29.144	8	1	1:59.517	1:00.924	29.896	28.697
3	1	2:00.727	1:01.446	30.267	29.014	9	1	1:59.683	1:00.867	29.998	28.818
4	1	1:59.407	1:01.054	29.778	28.575	10	1	1:59.351	1:00.829	29.970	28.552
5	1	1:59.951	1:00.732	29.935	29.284	11	1	1:59.713	1:01.118	30.147	28.448
6	1	2:00.927	1:01.390	30.101	29.436	12	1	2:00.789	1:01.308	30.036	29.445

27 Pierre-Yves JAMES (FRA) (MAN)						Theoretische Bestzeit: 2:04.083					
Lap	D	Time	S1	S2	S3	Lap	D	Time	S1	S2	S3
1	1	2:20.220	1:16.338	32.412	31.470	7	1	2:05.707	1:04.364	31.101	30.242
2	1	2:11.010	1:06.569	32.074	32.367	8	1	2:04.759	1:03.604	30.955	30.200
3	1	2:05.826	1:04.515	31.153	30.158	9	1	2:05.005	1:03.853	31.157	29.995
4	1	2:05.509	1:04.206	31.163	30.140	10	1	2:05.150	1:03.703	31.190	30.257
5	1	2:06.201	1:04.664	31.075	30.462	11	1	2:08.487	1:03.133	33.666	31.688
6	1	2:05.504	1:04.208	31.021	30.275	12	1	2:06.989	1:04.725	31.395	30.869

30 Dimitri TREUVEY (FRA) (MAN)						Theoretische Bestzeit: 2:07.253					
Lap	D	Time	S1	S2	S3	Lap	D	Time	S1	S2	S3
1	1	2:21.431	1:17.237	32.136	32.058	6	1	2:19.356	1:06.418	31.815	
2	1	2:14.184	1:06.736	36.604	30.844	7	1	3:06.608	2:01.429	31.881	33.298
3	1	2:08.182	1:06.238	31.420	30.524	8	1	2:14.498	1:11.480	31.927	31.091
4	1	2:07.480	1:05.751	30.978	30.751	9	1	2:11.050	1:08.455	31.524	31.071
5	1	2:12.750	1:06.108	35.789	30.853	10	1	2:13.858	1:06.992	32.442	34.424


31 Patrick CHATELAIN (FRA) (IVECO)						Theoretische Bestzeit: 2:01.115					
Lap	D	Time	S1	S2	S3	Lap	D	Time	S1	S2	S3
1	1	2:18.844	1:15.416	31.783	31.645	6	1	2:04.645	1:02.977	32.221	29.447
2	1	2:04.795	1:04.267	30.959	29.569	7	1	2:01.356	1:01.862	30.504	28.990
3	1	2:04.184	1:03.165	30.937	30.082	8	1	2:03.539	1:02.945	30.684	29.910
4	1	2:03.807	1:03.319	30.758	29.730	9	1	2:02.170	1:02.465	30.572	29.133
5	1	2:02.673	1:02.834	30.263	29.576	10	1	2:14.545	1:03.940	30.842	

36. INT. ADAC TRUCK-GRAND-PRIX

Nürburgring, length 3629 m

13. - 16. July 2023

FFSA ADAC Mittelrhein Cup



Lap Analysis race 4, 16.07.2023

-Reg.No.: R-12863-Truck/23

40 Anthony ROBINEAU (FRA) (MAN)						Theoretische Bestzeit: 1:58.32					
Lap	D	Time	S1	S2	S3	Lap	D	Time	S1	S2	S3
1	1	2:08.464	1:08.600	30.435	29.429	7	1	1:58.524	1:00.218	29.858	28.448
2	1	2:01.064	1:01.986	29.969	29.109	8	1	2:00.147	1:01.153	30.141	28.853
3	1	2:00.640	1:01.827	30.373	28.440	9	1	1:59.694	1:01.124	29.916	28.654
4	1	1:59.009	1:00.779	29.751	28.479	10	1	1:59.461	1:00.971	29.961	28.529
5	1	2:00.288	1:00.691	29.955	29.642	11	1	2:00.133	1:01.239	29.962	28.932
6	1	1:59.050	1:00.916	29.716	28.418	12	1	2:00.787	1:01.110	29.841	29.836

44 Jonathan ANDRÉ (FRA) (MAN)						Theoretische Bestzeit: 1:59.030					
Lap	D	Time	S1	S2	S3	Lap	D	Time	S1	S2	S3
1	1	2:07.338	1:07.694	30.515	29.129	7	1	2:01.315	1:01.945	30.290	29.080
2	1	2:00.614	1:02.009	30.033	28.572	8	1	1:59.772	1:01.220	29.921	28.631
3	1	1:59.511	1:01.092	29.887	28.532	9	1	1:59.497	1:00.777	30.117	28.603
4	1	1:59.311	1:00.802	30.069	28.440	10	1	1:59.474	1:00.971	30.137	28.366
5	1	2:03.100	1:01.268	32.697	29.135	11	1	1:59.902	1:01.114	30.108	28.680
6	1	2:02.221	1:02.732	30.223	29.266	12	1	2:01.328	1:01.447	30.343	29.538

68 Aurélien HERGOTT (FRA) (DAF)						Theoretische Bestzeit: 2:00.651					
Lap	D	Time	S1	S2	S3	Lap	D	Time	S1	S2	S3
1	1	2:06.694	1:07.036	30.909	28.749	7	1	2:02.177	1:01.821	30.502	29.854
2	1	2:01.066	1:02.060	30.081	28.925	8	1	2:02.696	1:02.450	30.457	29.789
3	1	2:04.236	1:03.065	31.767	29.404	9	1	2:02.213	1:02.198	30.472	29.543
4	1	2:01.440	1:01.992	30.268	29.180	10	1	2:02.673	1:02.230	30.735	29.708
5	1	2:01.748	1:01.908	30.382	29.458	11	1	2:02.752	1:02.491	30.658	29.603
6	1	2:02.020	1:01.882	30.730	29.408	12	1	2:04.476	1:02.842	30.962	30.672

71 Stéphane LANGUILLAT (FRA) (RENAULT)						Theoretische Bestzeit: 2:02.170					
Lap	D	Time	S1	S2	S3	Lap	D	Time	S1	S2	S3
1	1	2:13.586	1:12.806	30.789	29.991	7	1	2:03.626	1:03.485	30.805	29.336
2	1	2:02.914	1:02.935	30.809	29.170	8	1	2:03.340	1:03.278	30.759	29.303
3	1	2:03.210	1:03.134	30.689	29.387	9	1	2:02.595	1:03.071	30.413	29.111
4	1	2:02.607	1:02.646	30.639	29.322	10	1	2:03.985	1:03.387	30.916	29.682
5	1	2:03.211	1:03.094	30.704	29.413	11	1	2:03.466	1:02.934	30.633	29.899
6	1	2:03.179	1:03.063	30.489	29.627	12	1	2:03.063	1:02.878	30.875	29.310

81 Sébastien DESCOFFRES (FRA) (RENAULT)						Theoretische Bestzeit: 2:06.483					
Lap	D	Time	S1	S2	S3	Lap	D	Time	S1	S2	S3
1	1	2:22.371	1:18.606	32.274	31.491	7	1	2:07.720	1:05.272	31.560	30.888
2	1	2:12.549	1:08.119	32.695	31.735	8	1	2:09.125	1:05.371	32.167	31.587
3	1	2:08.073	1:05.044	32.271	30.758	9	1	2:08.089	1:05.502	31.620	30.967
4	1	2:07.271	1:05.016	31.082	31.173	10	1	2:06.789	1:04.643	31.332	30.814
5	1	2:07.066	1:04.867	31.336	30.863	11	1	2:15.846	1:07.957	32.596	35.293
6	1	2:08.093	1:05.604	31.412	31.077						


94 Ivan RODRIGUES (FRA) (MAN)						Theoretische Bestzeit: 1:59.120					
Lap	D	Time	S1	S2	S3	Lap	D	Time	S1	S2	S3
1	1	2:07.651	1:08.230	30.193	29.228	7	1	2:01.592	1:02.241	30.395	28.956
2	1	2:00.747	1:02.088	30.167	28.492	8	1	2:01.492			28.538
3	1	1:59.689	1:01.436	29.886	28.367	9	1	2:01.016	1:01.995	30.246	28.775
4	1	1:59.255	1:01.026	30.021	28.208	10	1	2:01.275	1:01.823	30.539	28.913
5	1	2:01.982	1:01.233	31.194	29.555	11	1	2:01.640	1:01.717	30.532	29.391
6	1	2:02.070	1:02.012	30.392	29.666	12	1	2:01.858	1:01.712	30.496	29.650

36. INT. ADAC TRUCK-GRAND-PRIX

Nürburgring, length 3629 m

13. - 16. July 2023

FFSA ADAC Mittelrhein Cup



Best Sector Times race 4

-Reg.No.: R-12863-Truck/23

Pos.	sector 1			sector 2			sector 3			theoretical and best lap time				
	No	Driver	Time	No	Driver	Time	No	Driver	Time	No	Driver	theoretical	Best	Pos
1	20	CALVET T.	59.546	2	ROBINEAU T.	29.486	20	CALVET T.	27.494	20	CALVET T.	1:56.618	1:56.928	
2	2	ROBINEAU T.	1:00.018	20	CALVET T.	29.578	2	ROBINEAU T.	27.948	2	ROBINEAU T.	1:57.452	1:57.545	
3	40	ROBINEAU A.	1:00.218	40	ROBINEAU A.	29.716	21	SOUSA R.	28.022	21	SOUSA R.	1:58.317	1:58.467	
4	21	SOUSA R.	1:00.445	24	MONTAGNE Y.	29.778	94	RODRIGUES I.	28.208	40	ROBINEAU A.	1:58.352	1:58.524	
5	22	SOUSA J.	1:00.574	22	SOUSA J.	29.821	22	SOUSA J.	28.224	22	SOUSA J.	1:58.619	1:58.941	
6	24	MONTAGNE Y.	1:00.732	21	SOUSA R.	29.850	44	ANDRÉ J.	28.366	24	MONTAGNE Y.	1:58.958	1:59.351	
7	44	ANDRÉ J.	1:00.777	94	RODRIGUES I.	29.886	40	ROBINEAU A.	28.418	44	ANDRÉ J.	1:59.030	1:59.311	
8	94	RODRIGUES I.	1:01.026	44	ANDRÉ J.	29.887	24	MONTAGNE Y.	28.448	94	RODRIGUES I.	1:59.120	1:59.255	
9	15	RIVALS L.	1:01.671	15	RIVALS L.	29.973	15	RIVALS L.	28.692	15	RIVALS L.	2:00.336	2:00.391	
10	68	HERGOTT A.	1:01.821	10	JANIEC J.	30.068	68	HERGOTT A.	28.749	68	HERGOTT A.	2:00.651	2:01.066	
11	10	JANIEC J.	1:01.827	68	HERGOTT A.	30.081	31	CHATELAIN P.	28.990	10	JANIEC J.	2:01.040	2:01.656	
12	31	CHATELAIN P.	1:01.862	31	CHATELAIN P.	30.263	71	LANGUILLAT S.	29.111	31	CHATELAIN P.	2:01.115	2:01.356	
13	17	RIVALS R.	1:02.405	71	LANGUILLAT S.	30.413	10	JANIEC J.	29.145	71	LANGUILLAT S.	2:02.170	2:02.595	
14	71	LANGUILLAT S.	1:02.646	17	RIVALS R.	30.442	17	RIVALS R.	29.392	17	RIVALS R.	2:02.239	2:02.445	
15	27	JAMES P.	1:03.133	18	DEFAYE N.	30.512	11	BASSANELLI K.	29.674	18	DEFAYE N.	2:03.898	2:04.083	
16	18	DEFAYE N.	1:03.563	11	BASSANELLI K.	30.655	18	DEFAYE N.	29.823	27	JAMES P.	2:04.083	2:04.759	
17	11	BASSANELLI K.	1:03.898	27	JAMES P.	30.955	27	JAMES P.	29.995	11	BASSANELLI K.	2:04.227	2:04.227	
18	81	DESCOFFRES S.	1:04.643	30	TREUVEY D.	30.978	9	CHAIGNAUD F.	30.433	9	CHAIGNAUD F.	2:06.344	2:06.434	
19	9	CHAIGNAUD F.	1:04.675	81	DESCOFFRES S.	31.082	30	TREUVEY D.	30.524	81	DESCOFFRES S.	2:06.483	2:06.789	
20	30	TREUVEY D.	1:05.751	9	CHAIGNAUD F.	31.236	81	DESCOFFRES S.	30.758	30	TREUVEY D.	2:07.253	2:07.480	
21	14	BERNARD M.	00.000	14	BERNARD M.	00.000	14	BERNARD M.	00.000	14	BERNARD M.	00.000	00.000	

Lapchart: FFSA ADAC Mittelrhein Cup race 4

POS	1	2	3	4	5	6	7	8	9	10	11	12	13	14	15	16	17	18	19	20	21
LAP 1	22	20	2	21	68	44	94	40	24	10	17	71	11	18	31	9	27	30	81	15	
LAP 2	20	2	22	21	68	44	94	40	24	10	17	71	11	31	18	9	15	27	81	30	
LAP 3	20	2	22	21	44	94	40	24	68	10	17	71	31	11	15	18	27	9	81	30	
LAP 4	20	2	22	21	44	94	40	24	68	10	17	71	31	11	15	18	27	9	81	30	
LAP 5	20	2	22	21	94	40	44	24	68	10	17	71	31	15	11	18	27	9	81	30	
LAP 6	20	2	22	21	40	24	94	44	68	10	17	71	15	31	18	27	9	81	30	11.	
LAP 7	20	2	22	21	40	24	94	44	68	10	17	71	15	31	18	27	9	81	30		
LAP 8	20	2	22	21	40	24	44	94	68	10	17	71	15	31	18	27	9	81	30		
LAP 9	20	2	22	21	40	24	44	94	68	10	17	71	15	31	18	27	9	81	30		
LAP 10	20	2	22	21	40	24	44	94	68	10	17	71	15	31	18	27	9	81	30		
LAP 11	20	2	22	21	40	24	44	94	68	10	17	71	15	27	9	81	18				
LAP 12	20	2	22	21	40	24	44	94	68	10	17	71	15	27	9						