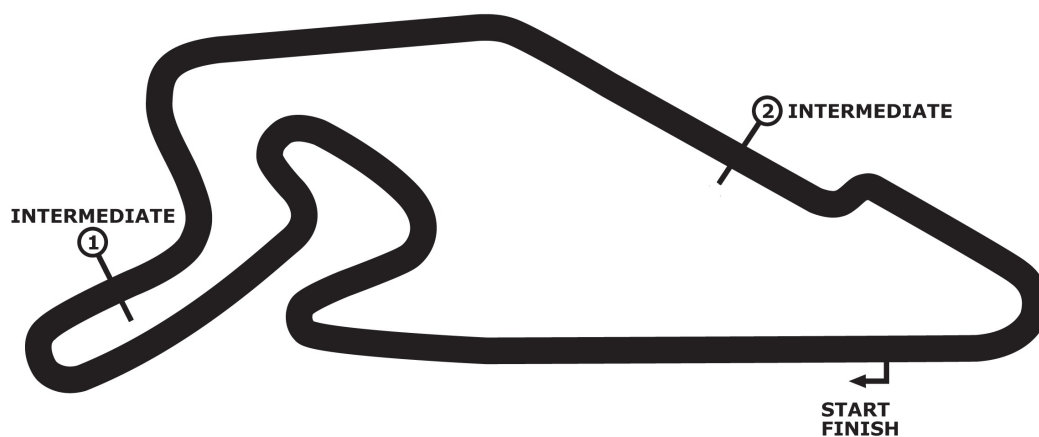




# 36. INT. ADAC TRUCK-GRAND-PRIX

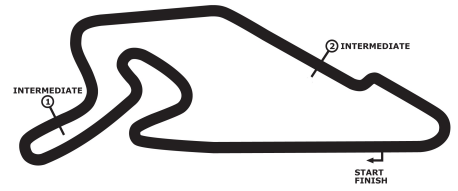
warm-up 2



**Nürburgring 3629 m**  
**ROUND 4: NÜRBURGRING (DEU)**  
**13. - 16. July 2023**

**wige**





# 36. INT. ADAC TRUCK-GRAND-PRIX

Nürburgring, length 3629 m

13. - 16. July 2023

Goodyear FIA European Truck Racing Championship

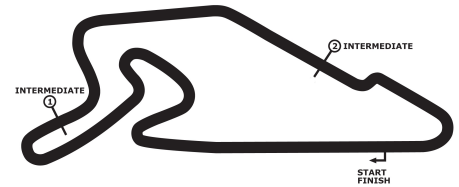
## Result warm-up 2, 16.07.2023

FIA-Visa.No.: 4ETRC-DEU 22.06.2023

POS	No.	CL.	Name (NAT) Entrant (NAT)	Make Team	Laps %	Fastest Gap	Lap Diff	km/h
1	1		<b>Norbert KISS (HUN)</b> RÉVÉSZ RACING (HUN)	MAN RÉVÉSZ & T SPORT	5 100.00	<b>1:54.370</b>		<b>114.229</b>
2	23		<b>Antonio ALBACETE (ESP)</b> Team T Sport Bernau (AUT)	MAN RÉVÉSZ & T SPORT	8 100.78	<b>1:55.262</b> 00.892	00.892	<b>113.345</b>
3	2		<b>Jochen HAHN (DEU)</b> Jochen Hahn (DEU)	IVECO Die Bullen von IVECO	9 101.35	<b>1:55.910</b> 01.540	00.648	<b>112.712</b>
4	44		<b>Stephanie HALM (DEU)</b> Stephanie Halm (DEU)	IVECO Die Bullen von IVECO	9 101.42	<b>1:55.991</b> 01.621	00.081	<b>112.633</b>
5	22	RBR	<b>Lukas HAHN (DEU)</b> Lukas Hahn (DEU)	IVECO	8 101.53	<b>1:56.124</b> 01.754	00.133	<b>112.504</b>
6	11		<b>André KURSİM (DEU)</b> Andre Kursim (DEU)	IVECO	8 101.66	<b>1:56.271</b> 01.901	00.147	<b>112.362</b>
7	38		<b>José Eduardo RODRIGUES (PRT)</b> José Eduardo Rodrigues (PRT)	MAN	8 101.76	<b>1:56.380</b> 02.010	00.109	<b>112.256</b>
8	33		<b>Jamie ANDERSON (GBR)</b> Jamie Anderson (GBR)	MAN Löwen Power	9 102.01	<b>1:56.673</b> 02.303	00.293	<b>111.974</b>
9	24		<b>Steffen FAAS (DEU)</b> Tankpool 24 Racing (DEU)	SCANIA Sweden Power	8 102.20	<b>1:56.881</b> 02.511	00.208	<b>111.775</b>
10	81		<b>Mark TAYLOR (GBR)</b> Mark Taylor (GBR)	MAN Newell & Taylor	8 102.37	<b>1:57.083</b> 02.713	00.202	<b>111.582</b>
11	15	RBR	<b>Erwin KLEINNAGELVOORT (NLD)</b> Erwin Kleinnagelvoort (NLD)	SCANIA	9 102.60	<b>1:57.338</b> 02.968	00.255	<b>111.340</b>
12	3		<b>Sascha LENZ (DEU)</b> SL Apollo Tyres Trucksport (DEU)	MAN Löwen Power	6 102.97	<b>1:57.763</b> 03.393	00.425	<b>110.938</b>
13	18		<b>John NEWELL (GBR)</b> John Newell (GBR)	MAN Newell & Taylor	7 103.01	<b>1:57.818</b> 03.448	00.055	<b>110.886</b>
14	64		<b>Luis RECUENCO (ESP)</b> Luis Recuenco (ESP)	IVECO	8 103.23	<b>1:58.062</b> 03.692	00.244	<b>110.657</b>
15	25		<b>Heinrich Clemens HECKER (DEU)</b> Heinrich Clemens Hecker (DEU)	SCANIA Sweden Power	8 103.30	<b>1:58.148</b> 03.778	00.086	<b>110.577</b>

<b>FIA Race Director:</b> <i>Michal MAREK (CZE)</i>	<b>Stewards:</b>	<b>FIA Chief Timekeeper:</b> <i>Stefan SCHLERKMANN (DEU)</i>	<b>Publication time:</b> 16.7.2023
--	------------------	---	---------------------------------------

Subject to final scrutineering !



# 36. INT. ADAC TRUCK-GRAND-PRIX

Nürburgring, length 3629 m

13. - 16. July 2023

Goodyear FIA European Truck Racing Championship

Lap by Lap warm-up 2, 16.07.2023

FIA-Visa.No.: 4ETRC-DEU 22.06.2023

<b>1 Norbert KISS , MAN TITAN / HUN</b>														
1	4:43.421	2	2:42.772	3	2:19.154	4	<b>1:54.370</b>	pit	2:50.954					

<b>2 Jochen HAHN , IVECO TITAN / DEU</b>															
1	2:49.311	2	1:56.722	3	1:56.858	4	1:56.110	5	1:56.242	6	2:07.191	7	<b>1:55.910</b>	8	2:10.001
pit	2:32.932														

<b>3 Sascha LENZ , MAN TITAN / DEU</b>															
1	3:08.236	2	2:24.349	3	1:58.888	4	2:06.007	5	<b>1:57.763</b>	pit	2:37.354				

<b>11 André KURSIM , IVECO TITAN / DEU</b>															
1	3:12.107	2	1:59.232	3	1:57.534	pit	2:19.958	5	3:08.382	6	1:56.480	7	<b>1:56.271</b>	pit	2:38.232

<b>15 Erwin KLEINNAGELVOORT , SCANIA CHROME / NLD</b>															
1	2:23.025	2	2:00.559	3	1:58.768	4	2:01.850	5	1:58.181	6	<b>1:57.338</b>	7	1:57.769	8	1:57.899
pit	2:47.660														

<b>18 John NEWELL , MAN CHROME / GBR</b>															
1	3:04.092	2	2:00.601	3	1:58.234	4	<b>1:57.818</b>	5	1:58.499	6	1:58.289	pit	2:54.231		

<b>22 Lukas HAHN , IVECO CHROME / DEU</b>															
1	2:52.995	2	1:57.735	3	1:57.194	4	<b>1:56.124</b>	5	1:58.378	6	2:24.075	7	1:56.538	pit	2:42.520

<b>23 Antonio ALBACETE , MAN TITAN / ESP</b>															
1	2:19.954	2	1:57.246	3	2:04.525	4	1:55.444	5	2:22.604	6	2:15.605	7	<b>1:55.262</b>	pit	2:34.637

<b>24 Steffen FAAS , SCANIA CHROME / DEU</b>															
1	2:54.172	2	2:00.264	3	2:20.927	4	1:58.142	5	1:57.897	6	<b>1:56.881</b>	7	2:14.799	pit	2:49.573

<b>25 Heinrich Clemens HECKER , SCANIA CHROME / DEU</b>															
1	2:36.216	2	2:00.564	3	1:59.159	4	1:59.429	5	<b>1:58.148</b>	pit	2:11.164	7	2:39.583	pit	2:43.078

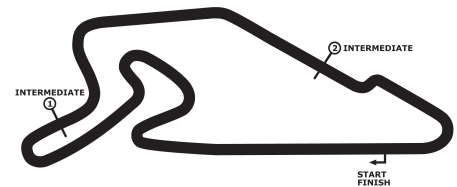
<b>33 Jamie ANDERSON , MAN TITAN / GBR</b>															
1	3:09.338	2	2:00.664	3	1:57.822	4	1:57.376	5	1:58.371	6	<b>1:56.673</b>	7	1:58.794	8	2:19.275
pit	2:45.481														

<b>38 José Eduardo RODRIGUES , MAN CHROME / PRT</b>															
1	3:01.642	2	1:57.738	3	1:57.763	pit	2:11.974	5	3:39.975	6	1:57.247	7	<b>1:56.380</b>	pit	2:51.468

<b>44 Stephanie HALM , IVECO TITAN / DEU</b>															
1	2:45.102	2	1:56.585	3	1:56.321	4	1:56.690	5	<b>1:55.991</b>	6	1:56.367	7	1:56.094	8	1:56.221
pit	2:35.474														

<b>64 Luis RECUENCO , IVECO CHROME / ESP</b>															
1	2:30.796	2	1:58.857	3	2:21.865	4	1:58.872	pit	2:39.927	6	3:10.398	7	<b>1:58.062</b>	8	2:21.757

<b>81 Mark TAYLOR , MAN CHROME / GBR</b>															
1	2:25.287	2	1:59.300	3	2:04.743	4	1:57.532	5	2:26.351	6	2:18.663	7	<b>1:57.083</b>	8	2:48.469



# 36. INT. ADAC TRUCK-GRAND-PRIX

Nürburgring, length 3629 m

13. - 16. July 2023

Goodyear FIA European Truck Racing Championship

## Lap Analysis warm-up 2, 16.07.2023

FIA-Visa.No.: 4ETRC-DEU 22.06.2023

### 1 Norbert KISS , MAN / HUN

Theoretical Best: 1:54.370

Lap	Time	S1	S2	S3	Lap	Time	S1	S2	S3
1	4:43.421	3:17.542	45.276	40.603	4	<b>1:54.370</b>	<b>57.883</b>	<b>29.103</b>	<b>27.384</b>
2	2:42.772	1:27.632	44.010	31.130	5	2:50.954	1:19.095	45.106	
3	2:19.154	1:11.619	33.633	33.902					

### 2 Jochen HAHN , IVECO / DEU

Theoretical Best: 1:55.716

Lap	Time	S1	S2	S3	Lap	Time	S1	S2	S3
1	2:49.311	1:34.761	41.618	32.932	6	2:07.191	1:01.497	33.832	31.862
2	1:56.722	59.355	<b>29.320</b>	28.047	7	<b>1:55.910</b>	<b>58.728</b>	29.514	<b>27.668</b>
3	1:56.858	59.506	29.373	27.979	8	2:10.001	59.246	37.519	33.236
4	1:56.110	58.819	29.415	27.876	9	2:32.932	1:09.833	35.977	
5	1:56.242	58.971	29.410	27.861					

### 3 Sascha LENZ , MAN / DEU

Theoretical Best: 1:57.763

Lap	Time	S1	S2	S3	Lap	Time	S1	S2	S3
1	3:08.236	1:44.582	44.191	39.463	4	2:06.007	1:00.232	32.308	33.467
2	2:24.349	1:16.534	36.382	31.433	5	<b>1:57.763</b>	<b>59.891</b>	<b>29.683</b>	<b>28.189</b>
3	1:58.888	1:00.435	29.922	28.531	6	2:37.354	1:02.211	41.727	

### 11 André KURSIM , IVECO / DEU

Theoretical Best: 1:56.187

Lap	Time	S1	S2	S3	Lap	Time	S1	S2	S3
1	3:12.107	1:45.879	45.128	41.100	5	3:08.382	2:10.002	29.726	28.654
2	1:59.232	1:01.095	29.678	28.459	6	1:56.480	59.418	29.440	<b>27.622</b>
3	1:57.534	1:00.007	<b>29.436</b>	28.091	7	<b>1:56.271</b>	<b>59.129</b>	29.455	27.687
4	2:19.958	1:08.631	32.791		8	2:38.232	1:10.678	40.201	

### 15 Erwin KLEINAGELVOORT , SCANIA / NLD

Theoretical Best: 1:57.275

Lap	Time	S1	S2	S3	Lap	Time	S1	S2	S3
1	2:23.025	1:19.565	33.381	30.079	6	<b>1:57.338</b>	<b>59.562</b>	29.541	<b>28.235</b>
2	2:00.559	1:01.535	30.091	28.933	7	1:57.769	59.721	29.565	28.483
3	1:58.768	1:00.605	29.586	28.577	8	1:57.899	59.829	<b>29.478</b>	28.592
4	2:01.850	1:03.674	29.764	28.412	9	2:47.660			
5	1:58.181	1:00.213	29.616	28.352					

### 18 John NEWELL , MAN / GBR

Theoretical Best:

Lap	Time	S1	S2	S3	Lap	Time	S1	S2	S3
1	3:04.092				5	1:58.499			
2	2:00.601				6	1:58.289			
3	1:58.234				7	2:54.231			
4	<b>1:57.818</b>								

### 22 Lukas HAHN , IVECO / DEU

Theoretical Best: 1:56.083

Lap	Time	S1	S2	S3	Lap	Time	S1	S2	S3
1	2:52.995	1:36.952	41.047	34.996	5	1:58.378	59.227	<b>29.489</b>	29.662
2	1:57.735	59.867	29.735	28.133	6	2:24.075	59.928	39.851	44.296
3	1:57.194	59.736	29.664	27.794	7	1:56.538	59.315	29.505	27.718
4	<b>1:56.124</b>	<b>59.076</b>	29.530	<b>27.518</b>	8	2:42.520	1:15.607	39.441	

### 23 Antonio ALBACETE , MAN / ESP

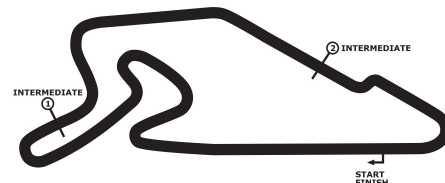
Theoretical Best: 1:55.262

Lap	Time	S1	S2	S3	Lap	Time	S1	S2	S3
1	2:19.954	1:16.303	34.297	29.354	5	2:22.604	1:10.326	37.867	34.411
2	1:57.246	59.768	29.552	27.926	6	2:15.605	1:10.818	35.317	29.470
3	2:04.525	1:04.274	30.851	29.400	7	<b>1:55.262</b>	<b>58.637</b>	<b>29.206</b>	<b>27.419</b>
4	1:55.444	58.656	29.347	27.441	8	2:34.637	1:10.053	37.977	

### 24 Steffen FAAS , SCANIA / DEU

Theoretical Best: 1:56.798

Lap	Time	S1	S2	S3	Lap	Time	S1	S2	S3
1	2:54.172	1:38.395	41.370	34.407	5	1:57.897	1:00.296	<b>29.465</b>	28.136
2	2:00.264	1:00.935	30.049	29.280	6	<b>1:56.881</b>	<b>59.395</b>	29.548	<b>27.938</b>



# 36. INT. ADAC TRUCK-GRAND-PRIX

Nürburgring, length 3629 m

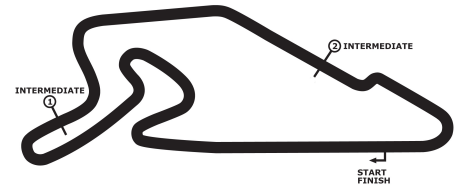
13. - 16. July 2023

Goodyear FIA European Truck Racing Championship

## Lap Analysis warm-up 2, 16.07.2023

FIA-Visa.No.: 4ETRC-DEU 22.06.2023

Lap	Time	S1	S2	S3	Lap	Time	S1	S2	S3
3	2:20.927	1:22.223	29.969	28.735	7	2:14.799	1:00.936	38.461	35.402
4	1:58.142	1:00.417	29.522	28.203	8	2:49.573	1:18.131	42.985	



# 36. INT. ADAC TRUCK-GRAND-PRIX

Nürburgring, length 3629 m

13. - 16. July 2023

Goodyear FIA European Truck Racing Championship

## Lap Analysis warm-up 2, 16.07.2023

FIA-Visa.No.: 4ETRC-DEU 22.06.2023

### 25 Heinrich Clemens HECKER , SCANIA / DEU

Theoretical Best: 1:57.891

Lap	Time	S1	S2	S3	Lap	Time	S1	S2	S3
1	2:36.216	1:24.652	37.863	33.701	5	<b>1:58.148</b>	1:00.323	<b>29.590</b>	<b>28.235</b>
2	2:00.564	1:01.810	30.042	28.712	6	2:11.164	<b>1:00.061</b>	29.721	
3	1:59.159	1:00.823	29.873	28.463	7	2:39.583	1:41.322	29.818	28.443
4	1:59.429	1:00.328	29.946	29.155	8	2:43.078	1:06.514	43.995	

### 33 Jamie ANDERSON , MAN / GBR

Theoretical Best: 1:56.621

Lap	Time	S1	S2	S3	Lap	Time	S1	S2	S3
1	3:09.338	1:47.153	44.702	37.483	6	<b>1:56.673</b>	<b>59.522</b>	<b>29.287</b>	27.864
2	2:00.664	1:02.144	29.864	28.656	7	1:58.794	59.913	29.733	29.148
3	1:57.822	1:00.463	29.524	27.835	8	2:19.275	1:00.316	41.321	37.638
4	1:57.376	1:00.102	29.462	<b>27.812</b>	9	2:45.481	1:18.355	41.909	
5	1:58.371	1:00.813	29.687	27.871					

### 38 José Eduardo RODRIGUES , MAN / PRT

Theoretical Best: 1:56.380

Lap	Time	S1	S2	S3	Lap	Time	S1	S2	S3
1	3:01.642	1:48.545	41.199	31.898	5	3:39.975	2:34.824	33.363	31.788
2	1:57.738	1:00.443	29.430	27.865	6	1:57.247	59.856	29.408	27.983
3	1:57.763	1:00.373	29.364	28.026	7	<b>1:56.380</b>	<b>59.438</b>	<b>29.317</b>	<b>27.625</b>
4	2:11.974	1:00.200	29.379		8	2:51.468	1:18.003	44.311	

### 44 Stephanie HALM , IVECO / DEU

Theoretical Best: 1:55.772

Lap	Time	S1	S2	S3	Lap	Time	S1	S2	S3
1	2:45.102	1:32.573	40.523	32.006	6	1:56.367	59.210	29.596	27.561
2	1:56.585	59.333	29.471	27.781	7	1:56.094	59.201	29.359	27.534
3	1:56.321	59.260	29.475	27.586	8	1:56.221	59.192	29.675	<b>27.354</b>
4	1:56.690	59.193	29.484	28.013	9	2:35.474	1:05.780	36.497	
5	<b>1:55.991</b>	<b>59.130</b>	<b>29.288</b>	27.573					

### 64 Luis RECUENCO , IVECO / ESP

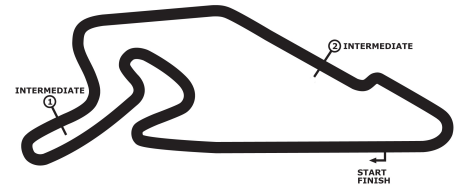
Theoretical Best: 1:58.037

Lap	Time	S1	S2	S3	Lap	Time	S1	S2	S3
1	2:30.796	1:22.287	36.275	32.234	5	2:39.927	1:28.983	30.592	
2	1:58.857	1:00.581	29.717	<b>28.559</b>	6	3:10.398	2:09.512	32.249	28.637
3	2:21.865	1:18.152	32.434	31.279	7	<b>1:58.062</b>	<b>59.822</b>	<b>29.656</b>	28.584
4	1:58.872	1:00.018	30.255	28.599	8	2:21.757	1:08.936	39.444	

### 81 Mark TAYLOR , MAN / GBR

Theoretical Best: 1:56.978

Lap	Time	S1	S2	S3	Lap	Time	S1	S2	S3
1	2:25.287	1:21.512	33.275	30.500	5	2:26.351	1:13.747	38.051	34.553
2	1:59.300	1:00.618	29.850	28.832	6	2:18.663	1:15.225	34.474	28.964
3	2:04.743	1:05.405	30.711	28.627	7	<b>1:57.083</b>	59.687	<b>29.491</b>	<b>27.905</b>
4	1:57.532	<b>59.582</b>	29.561	28.389	8	2:48.469	1:15.594	41.924	



# 36. INT. ADAC TRUCK-GRAND-PRIX

Nürburgring, length 3629 m

13. - 16. July 2023

Goodyear FIA European Truck Racing Championship

## Best Sector Times warm-up 2

FIA-Visa.No.: 4ETRC-DEU 22.06.2023

Pos.	sector 1			sector 2			sector 3			theoretical and best lap time				
	No	Driver	Time	No	Driver	Time	No	Driver	Time	No	Driver	theoretical	Best	Pos
1	1	KISS N.	57.883	1	KISS N.	29.103	44	HALM S.	27.354	1	KISS N.	1:54.370	1:54.370	1
2	23	ALBACETE A.	58.637	23	ALBACETE A.	29.206	1	KISS N.	27.384	23	ALBACETE A.	1:55.262	1:55.262	2
3	2	HAHN J.	58.728	33	ANDERSON J.	29.287	23	ALBACETE A.	27.419	2	HAHN J.	1:55.716	1:55.910	3
4	22	HAHN L.	59.076	44	HALM S.	29.288	22	HAHN L.	27.518	44	HALM S.	1:55.772	1:55.991	4
5	11	KURSIM A.	59.129	38	RODRIGUES J.	29.317	11	KURSIM A.	27.622	22	HAHN L.	1:56.083	1:56.124	5
6	44	HALM S.	59.130	2	HAHN J.	29.320	38	RODRIGUES J.	27.625	11	KURSIM A.	1:56.187	1:56.271	6
7	24	FAAS S.	59.395	11	KURSIM A.	29.436	2	HAHN J.	27.668	38	RODRIGUES J.	1:56.380	1:56.380	7
8	38	RODRIGUES J.	59.438	24	FAAS S.	29.465	33	ANDERSON J.	27.812	33	ANDERSON J.	1:56.621	1:56.673	8
9	33	ANDERSON J.	59.522	15	KLEINNAGELVOOR	29.478	81	TAYLOR M.	27.905	24	FAAS S.	1:56.798	1:56.881	9
10	15	KLEINNAGELVOOR	59.562	22	HAHN L.	29.489	24	FAAS S.	27.938	81	TAYLOR M.	1:56.978	1:57.083	10
11	81	TAYLOR M.	59.582	81	TAYLOR M.	29.491	3	LENZ S.	28.189	15	KLEINNAGELVOOR	1:57.275	1:57.338	11
12	64	RECUENCO L.	59.822	25	HECKER H.	29.590	25	HECKER H.	28.235	3	LENZ S.	1:57.763	1:57.763	12
13	3	LENZ S.	59.891	64	RECUENCO L.	29.656	15	KLEINNAGELVOOR	28.235	25	HECKER H.	1:57.891	1:58.148	15
14	25	HECKER H.	1:00.066	3	LENZ S.	29.683	64	RECUENCO L.	28.559	64	RECUENCO L.	1:58.037	1:58.062	14
15	18	NEWELL J.	00.000	18	NEWELL J.	00.000	18	NEWELL J.	00.000	18	NEWELL J.	00.000	1:57.818	13